

SWAROVSKI

Swarovski Components Collection



A Story of Passion and Innovation

In 1895, Daniel Swarovski revolutionized the fashion and jewelry industries with his captivating precision-cut crystals.

An inventor, an engineer, but most of all a visionary, Daniel Swarovski became enthralled by electricity and its immense possibilities. Creating and patenting the first electricity-powered cutting machine in 1892, at a time when crystals were all cut by hand, he and his partners, Franz Weis, and Armand Kosmann, sought a suitable location for their burgeoning business based outside of Bohemia.

Wattens, a picturesque village in the Austrian Alps offered many advantages – distance from imitators, a transport link to the fashion capital of Paris, and above all an abundance of water to generate the hydroelectricity needed to power his innovation.

The future was set in motion, and the Swarovski Empire was created. Daniel Swarovski's enduring passion for innovation and design has made Swarovski the world's premier jewelry and accessory brand, and today the family continues to carry on the tradition of delivering extraordinary brilliant style to people around the globe.

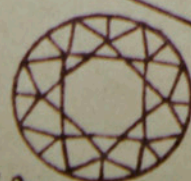

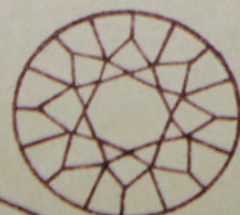
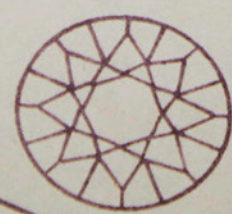


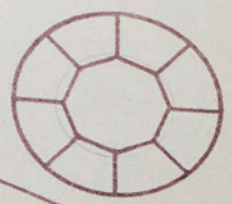


Brilliant Creativity

From idea and inspiration, through to the final collection, Swarovski's creative process is uniquely prolific with a focus on trend curation, design, and meaningful branding. Embodying over 125 years of technical expertise and a mastery of cutting crystals, every Swarovski piece tells its own radiant story. It is precisely this continuous evolution of material and technique that crowns Swarovski the leader of cut creations. In celebration of innovation, artistry and cooperation, with a long history of working with esteemed artists on a global scale, we are continually held spellbound by what our crystals can achieve in the hands of the world's finest designers.

Unparalleled Know-how

Over 125 years ago, Daniel Swarovski's vision was to create "a diamond for everyone", marking the beginning of a new era for crystals. This premise still holds true today with innovation and imagination remaining at the forefront of everything we do. New cuts, colors, and sizes are consistently conceived, and realized in our historical headquarters in Austria as we push the boundaries of fabulous, tireless in our pursuit of the new and next. Our savoir-faire in refining and shaping crystals allows us to deliver renowned, and exceptionally exquisite pieces in the most comprehensive assortment in the industry.



ϕ	H_1
5	22
6	24
7	27
8	29
9	31
10	33
11	34
12	35
13	36
14	37

72

56

56



Made-to-Order at its Brilliant Best

Merging our refined assortment of both Crystal Components, and Forward Integrated Elements, our Customized Product Solution Services are designed to help you realize your specific vision, and extend your unique artistic expression.

We understand that individuality is what makes us all stand out, and our Customized Color and Effect Service is specifically tailored to enable you to achieve the personalized style you desire.

Our color assortment consists of 100 various hues, effects, and lacquer combinations, but if you desire something specific to suit your own color scheme, our brilliantly tailored mix-and-match options allow you to create your own statement component, ensuring luminous design is made extra easy.

We also offer a range of solutions for different shape and size, logo and motif variations. For any of these designated special services please get in touch with us at Swarovski.

Crafting a More Brilliant Future

At Swarovski, we want to help craft a more brilliant future for people and planet. We want to be recognized as a Brand that acts with that purpose in mind by focusing on circular innovation and celebrating individuality. This means making conscious choices that create long-term value for individuals, societies, and the natural world around us, as well as for our business. We recently introduced ambitious commitments that were defined across five focus areas most material to our business: Greenhouse Gas emissions, Waste & Circularity, Conscious Materials, Rights & Respect, and Equity, Diversity & Inclusion.

We are continuously making progress to increase the sustainability credentials of our products, including responsibly sourced and recycled raw materials. For example, we recently introduced our Crystal Fishnet Banding where thread and casing are made from 100% certified recycled materials. We believe this new product contributes to the better choices of materials available in the fashion industry. We have also continued to offer reignited crystals, which gives unused stock another chance to be adored and therefore helps us mitigate waste.

Some other great efforts are being made to reduce our greenhouse gas emissions by using more renewable energy amongst other initiatives; for example, we recently installed our first large-scale photovoltaic plant – turning light source into electricity – at our headquarters in Wattens. We are also working hard to reduce our waste and making progress towards our goal to transform our own operations to become 90% landfill-free by 2030.

We want to be known as a Brand that champions diversity and celebrates people's individuality, building a welcoming and safe space for everyone in our business and in society. We also recognize that the way our employees behave and the way we treat them, affects our overall impact on society and the environment, that is why we offer numerous learning opportunities and awareness workshops to our employees worldwide, amongst many other initiatives.

Achieving Swarovski's unparalleled mastery of light takes a complex, global operation. Making sure we deliver our extraordinary savoir-faire sustainably requires the enduring expertise of our people, coupled with transformative initiatives that reach into every corner of the world.



The Manufaktur of Dreams

Crystal Atelier of the 21st century

The reinvention of our cherished brand started with the opening of the now world-renowned Manufaktur at Swarovski Headquarters, Wattens.

A state-of-the-art, hangar-like space drenched in natural daylight and dedicated to an evolved customer collaboration, the “Crystal Atelier of the 21st century” was the original space where science and magic came together, where our customers’ dreams became reality, and innovation and product development took flight.

What began with a desire for closer connection, a yearning to conjure up crystalline dreams and create alongside our customers has evolved into a global journey of immense scale and design.

We’re so very glad you joined us.

Crystal Workshops of the Future

There is a tangible energy evident in what is going on in Wattens, with the Manufaktur being just one of three major developments that were undertaken in 2020.

A new cutting center for crystals, “the crystal factory of the future” and Campus 311, an innovation and product development center, complete the huge investment done in the Wattens site.

Swarovski Manufaktur: An Emotional Experience

The Manufaktur is reached by a newly constructed footbridge from Campus 311. “You pass through a central staircase, which is created from dark materials, with black steel and a dark terrazzo flooring,” explains Kjetil Trædal Thorsen, founding partner of the Norwegian architects Snøhetta, responsible for the Manufaktur. “A sliding door opens and you experience an amazing and inspiring moment as you step into this very bright and light-filled space from a slightly declining floor across the bridge. Entering the Manufaktur is really an exceptionally emotional experience.”

Space for Inspiration and Co-Creation

The Manufaktur is a vast hangar-like space; radiant with natural daylight beaming through its glass roof, with clear sightlines in every direction. There is virtually no obvious means of ceiling support and walking into the new building it feels as if you are stepping into the future. When a client arrived from India to work on one of the earliest projects to take place at the Manufaktur, she was overwhelmed.

Swarovski has worked with Snøhetta before. They were the architects of the play tower at Swarovski Crystal Worlds, built in 2015. With offices in Oslo and New York and studios in Innsbruck and several other cities around the world, the architectural practice has a portfolio of large, ambitious structures, including museums, libraries, office and residential complexes, and the Oslo Opera House for which they won the 2009 Mies van der Rohe Award. The new structure for Swarovski, which covers close to 8,000 square meters over three levels, is a consistent addition to Snøhetta’s catalog of projects.



Skills and Capabilities Directly Accessible to Clients

While the Manufaktur, sits on the company's foundations within the grounds of the existing family-run factory, it also represents new possibilities for the global creative brand. As Langes-Swarovski explained: "The uniqueness of the Manufaktur is that it brings existing skills and capabilities under one spectacular roof, making them directly accessible to our clients. It is a space for inspiration and co-creation that enables them to transform their ideas into real crystal objects in a very short period of time – not just digital twins or plastic 3D-printed copies, but actual crystal creations with their true sparkle, touch and feel."

While the focus is on future collaborations and, as Langes-Swarovski said, "serendipity and a much higher hit rate for coincidences", the first project at the building was for Swarovski itself – 30 different designs, involving 300 pieces, for the Atelier Swarovski home collection. "It represented what will be a typical Manufaktur project," explained Langes-Swarovski. Some of the cutting-edge technology at the new building incorporates the ability to create Wave Cut convex or concave shapes, and large objects up to 80cm in diameter.

Manufaktur is also the birthplace of Swarovski's future iconic products. Our goldsmiths, master cutters and gluers of crystals handcraft the first prototypes of the newest jewelry and home designs thereby bringing the imagination of our creative direction to life.

Changing the Way We Innovate

Snøhetta's architectural approach to this project has a sophistication that tells a story about the process and the relationships that the Manufaktur will nurture. There is nothing overly literal about the design of the building – it is about mood and function rather than novelty and gimmicks. "We tried not to interpret the physical properties of crystals in our building geometry," explains Thorsen. "We have tried to understand what makes crystal so special and attractive and use these ephemeral qualities to create a specific atmosphere. It is a space that has an incredible amount of daylight penetration, something unseen in any other production facility. Crystals only come to life with light, so for us it is the intense presence of that daylight that is the most important aesthetic aspect of this building."

The sense of transparency and openness within the new Manufaktur building makes it as visceral and as thrilling as it is practical and conducive to creating innovations. "Introducing a new typology of work, the Manufaktur is a new chapter for us and our clients, and we look forward to see how the new buildings change the way we innovate, work together and think. As Winston Churchill once said: 'We shape our buildings, and afterwards our buildings shape us.'"



Contents

20 BASIC INFORMATION

- 22 Key Facts
- 23 Colors & Effects Overview

28 CARE INSTRUCTIONS

38 01 ROUND STONES

- 40 Colors & Effects
- 41 Summary
- 49 Product Details

52 02 FLAT BACKS NO HOTFIX

- 54 Colors & Effects
- 56 Summary
- 80 Product Details

84 03 FLAT BACKS HOTFIX

- 86 Colors & Effects
- 88 Summary
- 111 Product Details

114 04 SEW-ON ARTICLES & CRYSTAL BUTTONS

- 116 Colors & Effects

117 Sew-on Articles

- 118 Summary
- 127 Product Details

129 Crystal Buttons

- 130 Summary
- 132 Product Details

134 05 FANCY STONES

- 136 Colors & Effects
- 137 Summary
- 166 Product Details

170 06 BEADS

- 172 Colors & Effects
- 174 Summary
- 190 Product Details

192 07 CRYSTAL PEARLS

- 194 Colors
- 196 Summary
- 197 Ordering Example & Product Variety Explanation
- 205 Product Details

206 08 PENDANTS

- 208 Colors & Effects
- 209 Summary
- 234 Product Details

238 09 CRYSTAL TRANSFERS

- 240 Overview of Flat Backs Hotfix for Crystal Transfers
- 242 Crystal Diamonds
- 243 Metallics

244 Inspirational Motifs

- 251 Special Motif Service

252 Crystal-it Infinity

- 254 Flat Backs for Crystal-it Infinity
- 257 Inspirational Motifs
- 258 Special Motif Service

260 10 CRYSTAL TEXTURES

262 Crystal Textures Products and Fields of Application

264 Crystal Fabric Bandings

268 Colors & Effects

242 Crystal Fabric Inspirational Motifs

272 Inspirational Motifs

273 Special Motif Service

274 Crystal Intarsia

279 Inspirational Motifs

281 Special Motif Service

282 Crystal Rocks, Fine Rocks & Ultrafine Rocks

285 Colors & Effects

290 Inspirational Motifs

293 Special Motif Service

294 Graphic – The Limitless Crystal Printing Technology

297 Colors & Effects

299 Inspirational Motifs

299 Graphic Fabric

300 Graphic Rocks

301 Graphic Fine Rocks

302 Graphic Fine Rocks XS

303 Graphic Ultrafine Rocks

303 Graphic Ultrafine Rocks XS

304 Graphic Metallic Colors

305 Colors & Effects

306 Inspirational Motifs

306 Graphic Fabric

307 Graphic Fine Rocks

308 Graphic Fine Rocks XS

309 Graphic Ultrafine Rocks XS

310 Information on Graphic

312 Into the Wild with the Swarovski Exotics Collection

312 Standard Collection Graphic Fabric

313 Standard Collection Ultrafine Rocks

317 Crystal Textures Special Product Features

317 Lacquered Foils

319 Inspirational Motifs

321 Lacquered Foils with Electric Lacquer^{PRO} Effects

323 Inspirational Motifs

325 Crystal Textures extra small (XS)

326 Crystal Fine Rocks XS

327 Inspirational Motifs

328 Crystal Ultrafine Rocks XS

329 Inspirational Motifs

330 Special Motif Service

331 Crystal Textures Unlimited

332 Crystal Fabric Unlimited (UL)

334 Special Motif Service

335 Foil Overlay for Crystal Fabric, Crystal Rocks,
Crystal Fine Rocks & Crystal Ultrafine Rocks

340 Special Motif Service

341 Crystaltex Chaton Bandings**344 11 LINKED CRYSTAL COMPONENTS****347 Crystal Mesh**

348 Crystal Mesh Standard

352 Crystal Fine Mesh

356 Crystal Mesh Motifs

357 Crystal Mesh Inspirational Motifs

359 Special Motif Service

360 Crystal Light Mesh & Crystal Light Mesh Mini

364 Crystal Mesh Colorée & Crystal Mesh Colorée Mini

369 Product Details

371 Cupchains

372 Round Cupchains

376 Round Extended Cupchains

380 Bezel Chains

384 Multi-Row Cupchains

389 Special Motif Service

391 Bandings

392 Crystal Fishnet Bandings

396 12 CRYSTAL RIVETS & ROSE PINS

398 Crystal Rivets

402 Back Parts for Rivets

403 Rose Pins

409 13 APPLICATION TOOLS

410 Crystal Glues CG 500 (A+B) & CG 610 (A+B)

410 Available Packaging Versions

412 Gluing Tools

413 Mechanical Tools


414 Tools for Rivets

415 Tools for Rose Pins

416 Hotfix Application Tools

Why Swarovski

EXCELLENCE, THROUGH INNOVATION AND ORIGIN



X-CUT

Advanced optical measurement and high-precision manufacturing deliver premium cuts characterized by unmatched brilliance.



PLATINUM* PRO

With its new advanced foiling technique, Swarovski has set a new standard in the lifespan of crystals.



HOTFIX GLUE


The variable temperatures at which Hotfix glue can be activated enable the application of crystals on a broad range of textiles.



CRYSTALS – MADE IN AUSTRIA


The combination of innovation with sustainability and respect for individual wellbeing means that quality is always assured.

PREMIUM, BY SERVICE AND DESIGN



DESIGN SERVICE

Throughout its global network of Design Centers, Swarovski offers exceptional service provided by the industry's best creative talent.




APPLICATION SERVICE

A comprehensive range of application services means customers benefit from the extensive experience of leading international experts, as well as internal specialists.



GLOBAL SERVICE


Swarovski's Global Service Network provides customers with dedicated personal assistance on a local level.



CUSTOMIZED SERVICE

Choose new variations by going beyond Swarovski's tremendous standard assortment of Swarovski components and forward-integrated elements.

COMPLIANCE, WITH INTEGRITY




ADVANCED CRYSTAL

Swarovski's patented lead-free** formula has changed the DNA of crystals while still offering the same sparkle, dependability, and variety for which the brand is famous.



OEKO-TEX

Oeko-Tex® Standard 100 Class II (direct contact with skin) certification creates confidence in the chemical safety of textile applications.



CLEAR

Regular legal monitoring of chemical requirements and reasonable testing provide customers with the comfort of trust in Swarovski's products.



COMPLIANCE SERVICE

Assessments regarding substance limitations, as well as compliance information and advice to support customers in complying with relevant laws, regulations, and voluntary standards.

* Silver mirror coated with a platinum-colored protective layer.

** Crystal glass and all other materials containing 0.009% lead or less.

Basic Information



Key Facts

COLLECTION

As the global leader in precision-cut crystals, Swarovski is an active player in the worlds of jewelry, fashion, entertainment, design, and interiors. From small to large, Swarovski crystals have become an indispensable material for designers around the world, sparking inspiration, experimentation and play.

A dedication to precision and innovation has been a cornerstone of the company since its founding in 1895. This pursuit of excellence includes Swarovski's commitment

to quality and mastery of crystal-cutting but also to trend research which results in masterful modern cuts, colors, and effects—all highlighted seasonally in our comprehensive launch packages. Swarovski also offers segment-specific collections and customized product solutions, as well as personalized market insights.

For creative inspiration and further details on products and services, please contact your local Swarovski sales office.

ORDERING

Please contact your nearest Swarovski sales office to order products. Registered customers also have the convenient option to order online via the e-commerce service at swarovski.com/s-professionals. In addition to providing an

online ordering facility, the website also includes valuable product information, availability, delivery details and much more. Contact your Swarovski sales office to register for this service.

APPLICATION INFORMATION

Thanks to their outstanding quality and with the help of specially developed application techniques, Swarovski products can be processed easily and quickly to produce high-quality results.

The Application Manual provides in-depth information regarding all current application techniques and the technical services provided by Swarovski. It contains detailed illustrations and instructions for correct soldering, plating, gluing, sewing, embroidery, Hotfix, and mechanical application, as well as useful care instructions

and information about the required machines, tools, and aids and their suppliers. The manual is available in various international languages.

All detailed information regarding the Application Manual is also available as a free download on our business website swarovski.com/s-professionals. The application techniques are demonstrated in animations and videos. For specific questions regarding the application techniques, please contact your local Swarovski sales office.

UNCUT AND RIMMED ARTICLES

Uncut articles: /4

The crystals have not been cut and have no facets (e.g. art. 2080/4).

Rimmed articles: /I

Only a part of the article is treated with an effect (e.g. art. 2078/I).

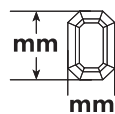
SIZES

Various measurement abbreviations are used to classify the jewelry stones.



PP, SS

Pearl Plate (PP), Sieve Size or Stone Size (SS) for round crystals. Please also refer to the conversion table located at the back of the collection ("Open to See Sizes").



mm

Metric measurement in millimeters.

COLORS & EFFECTS

The assortment offers a wide range of colors, including all the classical jewelry colors. Creative grouping of the available colors can achieve combinations that are not only original but also rich in nuances.

Colors & Effects Categories

In the product matrices, colors and effects follow a specific segmentation:

Please note:

Colors and effects can appear different when illuminated with different light sources. Swarovski uses standard light source D65 for color decision and comparison. Special color cards for several product groups are located at the beginning of the relevant chapters.

Crystal	Crystal (001), foiled or unfoiled	
Colors		For Crystals
Plain Colors	Available plain colors	
Opal Colors	Available opal colors	
Colors		For Crystal Pearls
Pearl Colors	Available plain colors	
Pearl Gemcolors	Available Gemcolors	
Iridescent Pearl Colors	Available Iridescent Colors	
Crystal Effects or Color Effects		
Transparent Effects	Available transparent effects	
Metallic Effects	Available metallic-appearance effects	
Crystal Lacquer^{PRO} Effects		
Crystal Lacquer^{PRO} Ignite Effects	Available Crystal Lacquer ^{PRO} Ignite effects	
Crystal Lacquer^{PRO} DeLite Effects	Available Crystal Lacquer ^{PRO} DeLite effects	
Crystal Electric Lacquer^{PRO} Effects	Available Crystal Electric Lacquer ^{PRO} effects	

EFFECTS

Vacuum Coating Effects

Vacuum coating processes on the outside of crystals produce either a special **surface** or a **translucent** effect, according to the application methods used.

Please find below a list of all Swarovski effects followed by an explanation of the special vacuum coating processes.

Surface Effects

(Vacuum coating on the front side of the crystals)



EFFECT CODE	NAME
AB	Aurore Boreale
ANTP	Antique Pink
BLSH	Blue Shade

CAL	Comet Argent Light
GSHA	Golden Shadow
HEM	Hematite (only on Jet)
LTCH	Light Chrome
MLGLD	Metallic Light Gold
METSH	Metallic Sunshine
MOL	Moonlight
NIFA	Nightfall
PARSH	Paradise Shine
ROGL	Rose Gold
SHIM	Shimmer
SSHA	Silver Shade
TRA	Transmission

EFFECTS CONT.

Translucent Effects

(Vacuum coating on the reverse side of the crystals, effect shines through the transparent crystals)



EFFECT CODE	NAME
BBL	Bermuda Blue
HEL	Heliotrope
IGNIT	Ignite
SINI	Silver Night
VL	Vitrail Light
VM	Vitrail Medium
VOL	Volcano

Crystal Lacquer^{PRO} Effects

A premium opaque varnish that is applied to the reverse side of the crystals instead of foiling, resulting in an opalescent appearance.

Crystal Lacquer^{PRO} Ignite Effects

EFFECT CODE	NAME
001 L162I	Crystal Flamingo Ignite
001 L164I	Crystal Linen Ignite
001 L160I	Crystal Maroon Ignite
001 L159I	Crystal Orange Ignite
001 L161I	Crystal Purple Ignite
001 L163I	Crystal Sky Ignite

Crystal Lacquer^{PRO} DeLite Effects

EFFECT CODE	NAME
001 L149D	Crystal Dusty Pink DeLite
001 L106D	Crystal Ivory Cream DeLite
001 L142D	Crystal Laguna DeLite
001 L144D	Crystal Lavender DeLite
001 L145D	Crystal Lotus Pink DeLite
001 L143D	Crystal Ocean DeLite
001 L146D	Crystal Orange Glow DeLite
001 L110D	Crystal Royal Blue DeLite
001 L107D	Crystal Royal Red DeLite
001 L150D	Crystal Serene Gray DeLite
001 L147D	Crystal Silky Sage DeLite

Crystal Electric Lacquer^{PRO} Effects

Neon-inspired lacquer colors on Flat Backs that glow under the UV-Light

EFFECT CODE	NAME
001 L134S	Crystal Electric Blue
001 L135S	Crystal Electric Green
001 L136S	Crystal Electric Orange
001 L137S	Crystal Electric Pink
001 L148S	Crystal Electric Violet
001 L139S	Crystal Electric White
001 L138S	Crystal Electric Yellow

Variations on Surface Effects



2x
Both sides of the crystals are treated with an effect (e.g. art. 5328 AB 2x).



B
Effects on three sides of a cube shape (e.g. art. 5601 AB B).



V
The effect is used in reverse. A surface effect is used like a translucent effect (e.g. art. 2303 NoHF GSHA V - Golden Shadow on reverse side).



Z
Only a part of the crystals is treated with an effect (e.g. art. 4869 CAVZ (Comet Argent Light V Z)).

CAL'V'SI & CAL'VZ'SI

The effect CAL (Comet Argent Light) effect is also used as a mirror coating on the reverse side of the crystals instead of standard foilings (A, F, etc.) in special cases.

/G

Article with a partly (PF) or fully frosted (FF) surface.

Special Surface Effects

Swarovski has been able to achieve special surface effects by using special chemical and mechanical processes on the surface of the crystals.



EFFECT CODE	NAME
MAT	Matt Finish

The Matt Finish effect is achieved by performing a chemical matting process on the entire surface of the crystals. Small variations in the size of the articles may occur as a result of this chemical process.

Colors

-  Crystal 001
-  White Opal 234
-  Light Silk 261
-  Silk 391
-  Light Peach 362
-  Rosaline 508
-  Rose Water Opal 395
-  Vintage Rose 319
-  Blush Rose 257
-  Light Rose 223
-  Rose Peach 262
-  Padparadscha 542
-  Indian Pink 289
-  Rose 209
-  Fuchsia 502
-  Light Siam 227
-  Scarlet 276
-  Indian Siam 327
-  Siam 208
-  Ruby 501
-  Burgundy 515
-  Amethyst 204
-  Iris 219
-  Light Amethyst 212
-  Violet 371
-  Provence Lavender 283
-  Tanzanite 539
-  Purple Velvet 277
-  Light Azore 361
-  Aquamarine 202
-  Light Sapphire 211
-  Sapphire 206
-  Capri Blue 243
-  Majestic Blue 296
-  Cobalt 369
-  Dark Indigo 288
-  Montana 207
-  Denim Blue 266
-  Indicolite 379
-  Light Turquoise 263

Effects

-  Blue Zircon 229
-  Erinite 360
-  Chrysolite 238
-  Peridot 214
-  Citrus Green 337
-  Fern Green 291
-  Emerald 205
-  Jonquil 213
-  Light Topaz 226
-  Sunflower 292
-  Golden Topaz 1003
-  Light Colorado Topaz 246
-  Topaz 203
-  Light Amber 1002
-  Smoked Amber 1001
-  Greige 284
-  Black Diamond 215
-  Graphite 253
-  Jet 280
-  Crystal Moonlight 001 MOL
-  Crystal Shimmer 001 SHIM
-  Crystal Transmission Hotfix Transparent 001 TRA HFT
-  Crystal Aurore Boreale 001 AB
-  Crystal Antique Pink 001 ANTP
-  Crystal Vitrail Light 001 VL
-  Crystal Paradise Shine 001 PARSH
-  Crystal Vitrail Medium 001 VM
-  Crystal Volcano 001 VOL
-  Crystal Heliotrope 001 HEL
-  Crystal Bermuda Blue 001 BBL
-  Crystal Blue Shade 001 BLSH
-  Crystal Golden Shadow 001 GSHA
-  Crystal Metallic Sunshine 001 METSH
-  Crystal Rose Gold 001 ROGL
-  Crystal Metallic Light Gold 001 MLGLD
-  Crystal Light Chrome 001 LTCH
-  Crystal Comet Argent Light 001 CAL
-  Crystal Silver Shade 001 SSHA
-  Crystal Silver Night 001 SINI
-  Jet Hematite 280 HEM

Crystal Lacquer^{PRO} Effects








Crystal Lacquer^{PRO} DeLite Effects

-  Crystal Ivory Cream DeLite
001 L106D
-  Crystal Dusty Pink DeLite
001 L149D
-  Crystal Orange Glow DeLite
001 L146D
-  Crystal Lotus Pink DeLite
001 L145D
-  Crystal Royal Red DeLite
001 L107D
-  Crystal Lavender DeLite
001 L144D
-  Crystal Ocean DeLite
001 L143D
-  Crystal Royal Blue DeLite
001 L110D
-  Crystal Laguna DeLite
001 L142D
-  Crystal Silky Sage DeLite
001 L147D
-  Crystal Serene Gray DeLite
001 L150D
























Crystal Lacquer^{PRO} Ignite Effects

-  Crystal Linen Ignite
001 L164I
-  Crystal Flamingo Ignite
001 L162I
-  Crystal Orange Ignite
001 L159I
-  Crystal Maroon Ignite
001 L160I
-  Crystal Purple Ignite
001 L161I
-  Crystal Sky Ignite
001 L163I




















Crystal Electric Lacquer^{PRO} Effects

-  Crystal Electric White
001 L139S
-  Crystal Electric Orange
001 L136S
-  Crystal Electric Pink
001 L137S
-  Crystal Electric Violet
001 L148S
-  Crystal Electric Blue
001 L134S
-  Crystal Electric Green
001 L135S
-  Crystal Electric Yellow
001 L138S








Shimmer Effects

-  White Opal Shimmer
234 SHIM
-  Silk Shimmer
391 SHIM
-  Rose Water Opal Shimmer
395 SHIM
-  Light Rose Shimmer
223 SHIM
-  Rose Shimmer
209 SHIM
-  Fuchsia Shimmer
502 SHIM
-  Light Siam Shimmer
227 SHIM
-  Scarlet Shimmer
276 SHIM
-  Siam Shimmer
208 SHIM
-  Amethyst Shimmer
204 SHIM
-  Light Amethyst Shimmer
212 SHIM
-  Tanzanite Shimmer
539 SHIM
-  Aquamarine Shimmer
202 SHIM
-  Light Sapphire Shimmer
211 SHIM
-  Blue Zircon Shimmer
229 SHIM
-  Erinite Shimmer
360 SHIM
-  Peridot Shimmer
214 SHIM
-  Emerald Shimmer
205 SHIM
-  Light Topaz Shimmer
226 SHIM
-  Light Colorado Topaz Shimmer
246 SHIM
-  Topaz Shimmer
203 SHIM
-  Black Diamond Shimmer
215 SHIM
-  Jet Shimmer
280 SHIM

AB Effects

-  Light Rose Aurore Boreale
223 AB
-  Rose Aurore Boreale
209 AB
-  Fuchsia Aurore Boreale
502 AB
-  Light Siam Aurore Boreale
227 AB
-  Siam Aurore Boreale
208 AB
-  Amethyst Aurore Boreale
204 AB
-  Iris Aurore Boreale
219 AB2
-  Violet Aurore Boreale
371 AB
-  Purple Velvet Aurore Boreale
277 AB
-  Aquamarine Aurore Boreale
202 AB
-  Light Sapphire Aurore Boreale
211 AB
-  Sapphire Aurore Boreale
206 AB
-  Capri Blue Aurore Boreale
243 AB
-  Blue Zircon Aurore Boreale
229 AB
-  Peridot Aurore Boreale
214 AB
-  Fern Green Aurore Boreale
291 AB
-  Jonquil Aurore Boreale
213 AB
-  Light Topaz Aurore Boreale
226 AB
-  Jet Aurore Boreale
280 AB

Ignite Effects

-  Crystal Ignite
001 IGNIT
-  Light Rose Ignite
223 IGNIT
-  Scarlet Ignite
276 IGNIT
-  Amethyst Ignite
204 IGNIT
-  Aquamarine Ignite
202 IGNIT
-  Emerald Ignite
205 IGNIT
-  Light Colorado Topaz Ignite
246 IGNIT


Nightfall Effects

-  Siam Nightfall
208 NIFA
-  Capri Blue Nightfall
243 NIFA
-  Emerald Nightfall
205 NIFA
-  Graphite Nightfall
253 NIFA

Cabochons

-  Crystal White Pearl
001 650
-  Crystal Nacre
001 191
-  Crystal Creampearl
001 291
-  Crystal Golden Shadow
001 GSHA
-  Crystal Rosaline Pearl
001 294
-  Crystal Dark Grey Pearl
001 617
-  Jet
280
-  Jet Hematite
280 HEM

Rimmed Flat Backs

-  Jet Light Chrome Z
280 LTCHZ

FOILING

Foiling is the process of mirror coating the reverse side of the crystals.



Silver Foiling (A)

A silver mirror finish for XIRIUS and XILION Hotfix articles only.



Platinum* PRO Foiling (F)

A silver mirror finish that is coated with a platinum-colored protective layer of the highest quality (e.g. art. 4120).



Aluminum Foiling (M)

An aluminum mirror finish is applied using a vacuum coating process (e.g. art. 2303 Flat Back HF).



Protective Layer (P) for Beads and Pendants

Protective layer is a transparent lacquer system that is applied over the effects. This lacquer is designed to protect the effects from scratches, fingerprints, and other damage, and also helps to prevent moisture that can lead to corrosion (e.g. perspiration) penetrating into the effect layer when jewelry is designed to incorporate Crystal Stones that are not set in casings/settings.



Unfoiled (U)

HOTFIX TECHNOLOGY

Hotfix (HF)

Hotfix technology involves applying specially developed glue onto the reverse side of Flat Backs. The glue is extremely flexible and is activated at a temperature of 120°C, with the option of being applied up to 170°C. It bonds with the carrier material and the crystals become permanently fixed during cooling.

Hotfix Transparent (HFT)

This variant of the Hotfix technology is a patented bonding agent that is applied to the reverse side of

non-mirror-finished Flat Backs, resulting in an interesting "raindrop" effect in which the crystals take on the color of the carrier material.

This transparent bonding agent is also used with Crystal Lacquer^{PRO} effects on Flat Backs.

No Hotfix (No HF)

Flat Back articles are also available as No Hotfix articles with no glue on the reverse side. For more information please contact your local Swarovski sales office.

DISCLAIMER

The material manufactured by Swarovski is considered as "crystal glass", category 3, in accordance with European Council Directive 69/493 on the approximation of the laws of the Member States relating to crystal glass. Whenever referring to "crystal" in this document, Swarovski either refers to a singular component or product made of crystal glass, or the material crystal glass.

* Silver mirror coated with a platinum-colored protective layer.

LAWS, REGULATIONS, NORMS, AND STANDARDS

The composition of loose and forward-integrated crystals in the Advanced Crystal standard is compliant with regulatory industry norms and laws regarding the restriction or prohibition of certain substances for finished

products in the most relevant segments of our customers' businesses. Further information can be found at swarovski.com/s-professionals.

WARNING NOTICES

General Warning

Loose crystals may present a small parts hazard to young children, particularly children under three years old. Depending on the size of the crystals and any attached material (such as glue, fabric, etc.), children may choke on, inhale, swallow, or insert the crystals into their noses. Magnetic products with crystal applications pose a particular risk of serious intestinal injury if ingested. The application techniques as stated in the Application Manual do not guarantee that crystals will not come loose or chip. For each application, the manufacturer must determine whether the product meets the relevant requirements related to small parts hazards and assess any risk it may pose, in particular to small children. Failure to follow Swarovski's care instructions may result in damage to the crystals, which could pose a risk of laceration or other harm.

Warning for Tableware

The application of loose crystals to tableware presents a potential risk of aspiration, choking, swallowing, or tooth damage should crystals become loose. To reduce this risk, crystals should never be applied to any surface of tableware likely to come in contact with food or the mouth, and crystals should never be placed on any tableware intended for use by children. Tableware with crystals intended for decorative use only should be marked as such. To avoid dishwasher damage, tableware decorated with crystals should be washed by hand. The application techniques or suggestions in this manual do not guarantee that crystals will not come loose. For each application, the manufacturer must determine whether the product meets relevant requirements related to small parts hazards or use in food contact items and assess any risk it may pose to users. The use of crystals (which may contain restricted substances deemed hazardous under local laws) and adhesives on tableware is subject to legal restrictions in specific countries. The customer is fully responsible for complying with these country-specific provisions and shall defend, indemnify, and hold Swarovski harmless from any and all third-party claims based on product liability or otherwise relating to uses of Swarovski products, and waives all its own claims against Swarovski.

Unsuitable Applications

Crystals from Swarovski are intended for use in the fields of fashion, jewelry, accessories, textile products, and for interior décor. Due to their physical properties, crystals from Swarovski are unsuitable for other uses (e.g. gluing onto teeth, using on or near mucous membranes, and other unsafe uses). The customer shall defend, indemnify, and hold Swarovski harmless from any and all third-party claims based on product liability or otherwise relating to uses of Swarovski products purchased by the customer, and waives all its own claims.

Responsibility of User

Failure to follow Swarovski's care instructions may result in damage to the crystals, which could pose a risk of laceration or other harm.

Any verbal, written, or test-based advice that Swarovski provides regarding techniques for the application of its products is a recommendation based on Swarovski's current knowledge and the information provided by its suppliers. Such advice does not discharge the customer from carrying out its own tests of techniques it proposes to use and their suitability for the intended application. The application, use, and processing of these techniques and products are solely the user's responsibility.

Change of Product







Swarovski reserves the right to modify the dimensions, shape, composition and concentration of components belonging to products that are referred to in this Product Information brochure. Furthermore, any applicable laws and regulations mentioned are subject to change, which is why Swarovski regularly publishes an updated version of the Product Information brochure containing facts, (application) instructions, and the current legal situation that is valid at the time of publication. References to compliance with such regulations as are stated above are based on their requirements as of the current date. Anyone seeking an in-depth understanding of the provisions should read the various laws in their entirety and/or seek advice from a legal counsel.

The customer must request and observe the valid version of the Product Information brochure before (re)ordering and using the products.

Care Instructions

To ensure the highest quality and long-lasting applications of Swarovski products, proper care is essential.

Textile Care Instructions

							
GENERAL RECOMMENDATIONS		Turn inside out, choose a gentle wash cycle and use mild laundry detergent.			Turn inside out and use mild laundry detergent.**	Do not wash!	Chlorine bleach may be used.
		To protect the crystals as much as possible, the use of a soft wash bag is recommended.					
Round Stones		✓					
Flat Backs No Hotfix ¹		✓					
Flat Backs Hotfix	XILION Rose, XIRIUS Rose ¹ & Creation Stones	✓					✓
	Creation Stones Plus ²				✓		✓
	Cabochons		✓				✓
Sew-on Articles & Crystal Buttons	Sew-on Articles	✓***			✓		
	Crystal Buttons	✓					
Fancy Stones		✓					
Beads		✓					
Crystal Pearls				✓	✓		
Pendants						✓	
Crystal Transfers	XILION Transfers, XIRIUS Transfers ¹ , Framed Flat Back Transfers, Creation Transfers & Crystal Diamond Transfers	✓					
	Creation Transfers Plus ²				✓		
	Mezzo Transfers		✓				
	Cabochon Transfers		✓				
Crystal Textures Hotfix (+Lacquered Textures)	Crystal Fabric		✓				
	Crystal Intarsia		✓		✓		
	Crystal Rocks, Crystal Fine Rocks & Crystal Ultrafine Rocks		✓				
	Graphic Fabric, Graphic Rocks, Graphic Fine Rocks & Graphic Ultrafine Rocks			✓****	✓		
	Crystaltex Chaton Bandings		✓				
	Crystal Textures Self Adhesive Elements (+ Lacquered Textures)	Crystal Fabric-it, Crystal Intarsia-it, Crystaltex Chaton-it, Crystal Rocks-it, Crystal Fine Rocks-it & Crystal Ultrafine Rocks-it					✓
Crystal Fabric Coldfix, Crystal Intarsia Coldfix, Crystal Rocks Coldfix, Crystal Fine Rocks Coldfix & Ultrafine Rocks Coldfix					✓		
Linked Crystal Components	Crystal Mesh Standard & Crystal Fine Mesh				✓		
	Fishnet Bandings		✓				
	Flat Back Bandings				✓		
	Cupchains					✓	
Crystal Rivets & Rose Pins	Crystal Rivet		✓				
	Rose Pins		✓				

* Colors are machine washable at 60°C (140°F). Please take note of the general care instructions in the Application Manual dependent on the product groups where the colors are applied. Swarovski effects are only washable with 40°C (104°F) maximum.

** Wash by hand: max. temperature 30°C (86°F), very mild process.






¹ XIRIUS size SS40 and SS48: only wash on a hand wash program.

² Creation Stones Plus have a stone size starting at 8 mm and/or a height starting at 4 mm.

*** Sew-on Articles 28 mm and above: Wash by hand






**** Please check the appropriate Product Information for Graphic as the washing parameters are different between Graphic Foil print and Graphic Glass print.

Textile Care Instructions

						
		Do not use chlorine bleach!	Turn inside out and dry at reduced temperature.	Do not tumble dry!	Iron inside out using a silk/polyester/viscose setting. Ironing the textile inside out and using a pressing cloth is recommended.	Iron inside out using a wool setting.
Round Stones		✓		✓		
Flat Backs No Hotfix¹		✓		✓		
Flat Backs Hotfix	XILION Rose, XIRIUS Rose ¹ , Framed Flat Backs & Creation Stones	✓	✓		✓	
	Creation Stones Plus ²	✓		✓		
	Cabochons	✓	✓		✓	
Sew-on Articles & Crystal Buttons	Sew-on Articles	✓		✓		
	Crystal Buttons	✓		✓		
Fancy Stones		✓		✓		
Beads		✓	✓			
Crystal Pearls		✓		✓		
Pendants		✓		✓		
Crystal Transfers	XILION Transfers, XIRIUS Transfers ¹ , Framed Flat Back Transfers, Creation Transfers & Crystal Diamond Transfers	✓	✓		✓	
	Creation Transfers Plus ²	✓		✓		
	Mezzo Transfers	✓		✓	✓	
	Cabochon Transfers	✓	✓		✓	
Crystal Textures Hotfix	Crystal Fabric	✓		✓	✓	
	Crystal Intarsia	✓		✓	✓	
	Crystal Rocks, Crystal Fine Rocks & Crystal Ultrafine Rocks	✓		✓	✓	
	Graphic Fabric, Graphic Rocks, Graphic Fine Rocks & Graphic Ultrafine Rocks	✓		✓	✓	
	Crystaltex Chaton Bandings	✓		✓	✓	
Crystal Textures Self Adhesive Elements	Crystal Fabric-it, Crystal Intarsia-it, Crystaltex Chaton-it, Crystal Rocks-it, Crystal Fine Rocks-it & Crystal Ultrafine Rocks-it					
	Crystal Fabric Coldfix, Crystal Intarsia Coldfix, Crystal Rocks Coldfix, Crystal Fine Rocks Coldfix & Ultrafine Rocks Coldfix	✓		✓		
Linked Crystal Components	Crystal Mesh Standard & Crystal Fine Mesh	✓		✓		
	Fishnet Bandings		✓			
	Flat Back Bandings	✓		✓		
	Cupchains	✓		✓		
Crystal Studs & Rivets	Crystal Rivets	✓		✓		
	Rose Pins	✓		✓		

¹ XIRIUS size SS 40 and SS 48: only wash on a hand wash program.

² Creation Stones Plus have a stone size starting at 8 mm and/or a height starting at 4 mm.

						
		Do not iron!	The textile can be gently dry-cleaned using perchlorethylene. Turn inside out.	The textile can be gently dry-cleaned using hydrocarbon. Turn inside out.	The textile will withstand gentle professional wet cleaning. Turn inside out.	The textile may not be dry-cleaned.
		To protect the crystals as much as possible, the use of a soft wash bag is recommended.				
Round Stones		✓		✓	✓	
Flat Backs No Hotfix¹		✓		✓	✓	
Flat Backs Hotfix	XILION Rose, XIRIUS Rose ¹ , Framed Flat Backs & Creation Stones		✓	✓	✓	
	Creation Stones Plus ²	✓	✓	✓	✓	
	Cabochons		✓	✓	✓	
Sew-on Articles & Crystal Buttons	Sew-on Articles	✓	✓	✓	✓	
	Crystal Buttons	✓	✓	✓	✓	
Fancy Stones		✓		✓	✓	
Beads		✓	✓	✓	✓	
Crystal Pearls		✓	✓	✓	✓	
Pendants		✓				✓
Crystal Transfers	XILION Transfers, XIRIUS Transfers ¹ , Framed Flat Back Transfers, Creation Transfers & Crystal Diamond Transfers		✓	✓	✓	
	Creation Transfers Plus ²	✓	✓	✓	✓	
	Mezzo Transfers			✓	✓	
	Cabochon Transfers		✓	✓	✓	
Crystal Textures Hotfix	Crystal Fabric				✓	
	Crystal Intarsia				✓	
	Crystal Rocks, Crystal Fine Rocks & Crystal Ultrafine Rocks				✓	
	Graphic Fabric, Graphic Rocks, Graphic Fine Rocks & Graphic Ultrafine Rocks				✓	
	Crystaltex Chaton Bandings				✓	
Crystal Textures Self Adhesive Elements	Crystal Fabric-it, Crystal Intarsia-it, Crystaltex Chaton-it, Crystal Rocks-it, Crystal Fine Rocks-it & Crystal Ultrafine Rocks-it					
	Crystal Fabric Coldfix, Crystal Intarsia Coldfix, Crystal Rocks Coldfix, Crystal Fine Rocks Coldfix & Ultrafine Rocks Coldfix	✓			✓	
Linked Crystal Components	Crystal Mesh Standard & Crystal Fine Mesh	✓		✓	✓	
	Fishnet Bandings	✓	✓	✓	✓	
	Flat Back Bandings	✓		✓	✓	
	Cupchains	✓				✓
Crystal Studs & Rivets	Crystal Rivets	✓	✓	✓	✓	
	Rose Pins	✓	✓	✓	✓	

1 XIRIUS size SS 40 and SS 48: only wash on a hand wash program.

2 Creation Stones Plus have a stone size starting at 8 mm and/or a height starting at 4 mm.

General Care Instructions

A light layer of dust is most easily removed with a clean, dry, antistatic cloth. It is best to also wear white cotton gloves so as to avoid unsightly fingerprints. For heavier dirt, lukewarm water with a little dishwashing detergent will suffice. Ideally you should use a clean microfiber or thin, lint-free cotton cloth that has been wrung out as much as possible.



Cloth

Not following Swarovski care instructions can damage the product and thus lead to damage of textiles or other damage.

Please note that with all standard washing processes (whether carried out by a household washing machine or via dry cleaning) the rotation of the drum places significant mechanical forces on the textiles. The most important factor in ensuring a secure wash is correctly applying the product, without compromising its adhesion. The larger the product employed, and the more products are applied next to each other, the greater the risk of damage. Swarovski products are made out of crystal or contain crystal and must thus be handled with suitable care.

In general it is recommended that a soft wash bag is used and that the washer drum is filled to protect against damage.

To maintain the quality of crystals from Swarovski, the following is also important:

Before washing, turn items of clothing inside out, select a gentle wash cycle, and use a mild detergent.

Gently wipe each individual crystal and dry with a clean cloth. It is best to wear white cotton gloves here as well.

Please ensure that when cleaning with moisture, only cleaning agents that do not damage the surrounding material are used. By correctly cleaning your Swarovski crystals, you will restore the full reflectivity.

According to DIN EN ISO 3758, our care instructions list all product groups, meaning each product used by customers must be assessed separately with regard to its washability and suitability for its purpose/the end product. The recommendations given by Swarovski reflect our current level of knowledge. Swarovski uses these recommendations to decide on the suitability of the product for textile applications.

Customers are solely responsible for defining the recommended cleaning processes for the end product, and must consider the care advice of Swarovski and any other manufacturers in doing so.

The type of shape, cut, surface effect, and size, as well as the weight of the application and the quantity of crystals used has a significant impact on the cleaning process to be followed.

To avoid all risks, customers/textile cleaning companies should remove any large crystals (elements, buttons, etc...), that have been stitched on before cleaning, and stitch them back on again afterwards.



Components Collection

ROUND STONES	01
FLAT BACKS NO HOTFIX	02
FLAT BACKS HOTFIX	03
SEW-ON ARTICLES & CRYSTAL BUTTONS	04
FANCY STONES	05
BEADS	06
CRYSTAL PEARLS	07
PENDANTS	08
CRYSTAL TRANSFERS	09
CRYSTAL TEXTURES	10
LINKED CRYSTAL COMPONENTS	11
CRYSTAL RIVETS & ROSE PINS	12
APPLICATION TOOLS	13