

SWAROVSKI

Swarovski Zirconia & Ceramics Collection

SWAROVSKI ZIRCONIA COLLECTION 01

SWAROVSKI CERAMICS COLLECTION 02

APPLICATION INSPIRATIONS 03

Contents

04 SWAROVSKI ZIRCONIA COLLECTION

- 04 Basic Information
- 14 Swarovski Zirconia Colors
- 27 Classic Cuts
- 41 Classic Cuts with a Twist
- 45 Experimental Cuts
- 51 Vibrant Family

56 SWAROVSKI CERAMICS COLLECTION

- 56 Basic Information
- 64 Swarovski Ceramics Colors

71 APPLICATION INSPIRATIONS

- 72 Casting in place / Lost wax casting
- 74 CNC
- 75 Bezel Setting
- 76 Melt Setting
- 77 Sandwich Setting

Swarovski Zirconia Collection



Basic Information

Swarovski Zirconia

World renowned for innovation, cutting precision, unrivalled quality, and service in international markets since 1895, at Swarovski we produce according to strict manufacturing standards, using only the finest raw materials. Comprised of three important elements: Made in Austria, Swarovski's own TCF™ technology, and Swarovski Zirconia's sustainability agenda, our Swarovski Zirconia portfolio is absolutely exceptional.

MADE IN AUSTRIA

Leveraging more than 125 years of top-level technical and creative expertise in cutting and polishing, Swarovski Zirconia is crafted at our historic headquarters in the Austrian Alps. An industry first, our mastery of cutting techniques enabled Swarovski Zirconia's Round Pure Brilliance cut to deliver the same level of brilliance as the Tolkowsky Diamond, confirming Swarovski Zirconia's unparalleled ability to emulate the intensity and radiance of diamonds.

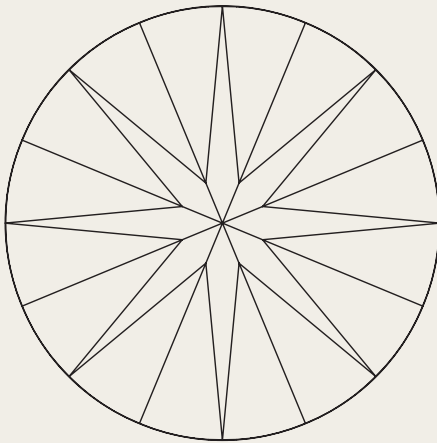
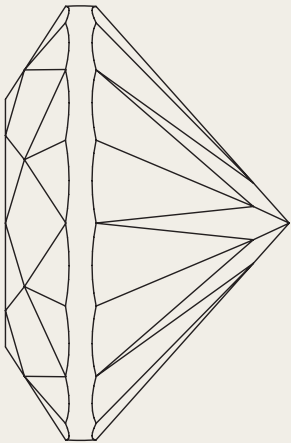
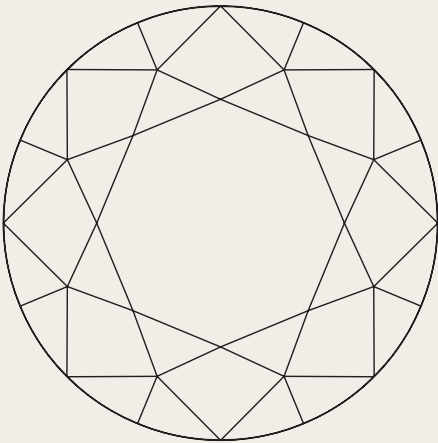
SWAROVSKI ZIRCONIA TCF™ TECHNOLOGY

A leader in zirconia colors with more than 30 hues, the exclusively patented Swarovski Zirconia Thermal Color Fusion (TCF™) technology enhances the surface with an enduring hard-ceramic layer on the pavilion. Facilitating the creation of zirconia with a vast array of fashion forward colors, TCF™ not only sustains a plethora of production processes, it also offers high color consistency regardless of the size and shape of the stone, allowing us to continuously develop new colors in our acclaimed Swarovski quality.

SWAROVSKI ZIRCONIA SUSTAINABILITY INITIATIVES

For Swarovski, true quality means more than simply providing the perfect cut, clarity and color. First and foremost, it's about responsibility at every stage in the development of our stones, to the highest possible standards. Having control over our zirconia supply and production, we can guarantee responsible production processes that fulfill the world's most demanding social and environmental requirements. In 2023, we are excited to unveil our latest sustainability initiatives.



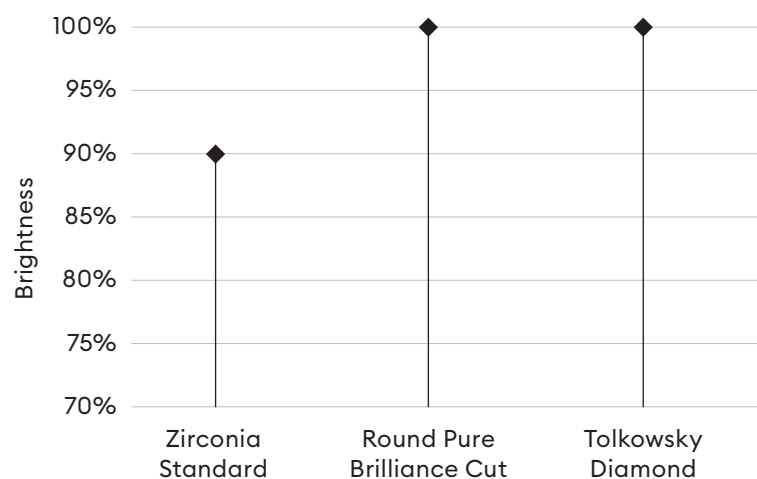


What Makes Swarovski Zirconia so Unique?

01

For the first time in history, Swarovski has applied ideal diamond-cut standards to zirconia resulting in an incomparable ability to convey the same intensity, radiance and luster as diamonds. Swarovski's Pure Brilliance Cut makes Swarovski Zirconia the finest diamond simulant on the market. The Round Pure

Brilliance Cut offers the same brightness as a Tolkowsky ideal cut, recognized as the world's most perfect diamond cut. It is indeed the only zirconia to be cut in accordance with the cutting parameters stated by the GIA as being ideal for diamonds.



Sustainability Initiatives 2023

SWAROVSKI ZIRCONIA

Since 1895, Swarovski has cared deeply about people, and our planet. We continue that legacy today by integrating sustainability measures across the value chain, with a special emphasis on circular innovation, championing diversity and inclusion, as well as self-expression.

As part of our strengthened sustainability program, we are working to make our products more sustainable, and are now taking our first steps towards switching our production of Swarovski Zirconia to renewable energy.

Our journey towards this goal includes using renewable energy from May, 2023 onwards for the production of Swarovski Zirconia, thereby reducing carbon emissions by 55% compared to regular Swarovski Zirconia, and offsetting the remaining 45% during the transition phase. Further, we have fully offset Swarovski Zirconia produced with conventional energy since the beginning of the year 2023.

Swarovski Zirconia made with renewable energy possesses the same quality, and durability as regular Swarovski Zirconia.

About our offsetting initiatives:

We are offsetting the carbon emissions of our 2023 production to achieve the best possible solution for our sustainability initiatives.

The carbon footprint was measured and offset by our partner, leading climate consultancy South Pole. The calculated CO₂ impact is compensated through high-quality carbon credits, which were channeled to the Cat Hiep Solar Power Project in Vietnam, and the Southern Cardamom Forest Protection in Cambodia.





What is Zirconia?

Zirconia is an artificially produced crystalline imitation of a diamond made of Zirconiumoxide, which is very hard and is characterized by a light refraction that is close to that of a diamond.

Zirconia is considered the best diamond imitation in the market.

Zirconia can withstand very high temperatures (2750°C) and can therefore be set like a diamond.

Zirconia can be applied to jewelry without the need for adhesives, making it extremely durable and ideal for everyday wear.

TRUST THE ORIGINAL

Swarovski was the first company to recognize zirconia's full potential and expanded its expertise in precision cutting to the manufacture and supply of machine-cut zirconia already in 1976 – a first for the international jewelry industry.

Following its pioneering spirit, Swarovski started to set the industry standards for product quality, reliability, innovations, and corporate social responsibility, as well as trend and design initiatives.

COMPARATIVE ANALYSIS

To demonstrate the supreme optical quality of zirconia, the following table compares our created stones with their natural counterparts.

Material	Zirconia	Diamond	Crystal
Refractive index	2.2	2.42	1.52 – 1.58
Dispersion (CF)	0.065	0.044	0.009 – 0.098
Hardness (Mohs)	8.5	10.0	5.0 – 6.0
Specific Gravity	5.6	3.53	2.7 – 3.3

PACKAGING AND LABELING

We take great care and pride in the handling and packaging of our exclusive products. The individual construction of our packaging allows for stacking, while the unique see-through design enables quick and easy identification of the contents. As a guarantee of quality and security, a special seal ensures that your Swarovski product is both original and intact.

Bar Coding

To guarantee the quality of our products, and to help trace the history of an order, each of our packages is tagged with a unique bar code label.

Trustseal

Our specially created Trustseal secures each product package and verifies the authenticity of our Created Stones. The complex design of the seal is similar to a hologram, making it virtually impossible to imitate.

Safety Tab

Our strict manufacturing standards call for dependable security solutions. In order to protect our packages from tampering, we have developed the Safety Tab – an important new security feature, which is applied at the final stage of packaging. Once broken, the Safety Tabs cannot be reused, giving the customer a clear indication that the package has been tampered with. Should any of our packages be delivered damaged or with broken Safety Tabs, we kindly ask our customers to report the incident to their local sales office as soon as possible. The superior quality of our genuine Swarovski products can only be guaranteed when the Safety Tabs are fully intact. In order to open the packaging, please move the Safety Tabs in the direction of the arrow.





The Brilliance of Color

Color plays a fundamental role in Swarovski's company history and is a constant source of creative inspiration. Swarovski is the leading color expert in Zirconia. With more than 30 hues we offer the most extensive range of Zirconia colors in the market.


Developed to deliver in-depth, flawless and incredibly consistent color, with a high saturation regardless of the size and shape of the stone, our revolutionary TCF™ technology is a market-first facilitating an array of fashion-forward hues, and ensuring our Zirconia are the best in the business.

WHAT DIFFERENTIATES US:







- Thermal Color Fusion (TCF™) is a patented innovative coloration technology that enhances the surface of the stone with an enduring hard-ceramic layer on the pavilion.
- TCF™ is a special chemical heat treatment that is durable, permanent and resistant.
- TCF™ is able to sustain production processes (cast-in-place) and cleaning methods.
- TCF™ has a high color consistency regardless of the size and shape of the stone.
- TCF™ does not involve any kind of irradiation, making it both environmentally and consumer friendly.
- As the coloration is restricted to the near-surface of the stone, the body of the stone remains completely unchanged.
- With the exact tolerances for color grading and sorting, Swarovski Zirconia TCF™ Colors are color-matched, and ready to set.
- We ensure perfect color saturation that remains consistent throughout our entire range of stone sizes to assist our customers in running their production processes smoothly.
- New TCF™ color developments enable our customers to work with unparalleled diamond imitation colors available in the Zirconia market.

SWAROVSKI ZIRCONIA COLORS

Swarovski Zirconia comes in an exciting array of colors produced by using Swarovski's own TCF™ (Thermal Color Fusion) process. Each shade is consistent and highly saturated, regardless of the size and shape of the stone. Thanks to our detailed research and creative expertise, we continually develop exciting new colors.



HANDLING OF TCF™ TREATED ZIRCONIA






ZIRCONIA TCF™ – Color *	 Silk White (TCF™)	 Greyish Blue (TCF™)	 Fancy Light Blue (TCF™)	 Fancy Blue (TCF™)	 Arctic Blue (TCF™)	 Frosty Mint (TCF™)
Casting-in-place ** 14 KT Gold and 925 Silver Casting temperature 1030°C Wax burnout: 2 hours at 700°C	●	●	●	●	●	●
Soldering up (Fluitin) & Electroplating Soldering agent: Fluitin (L-Sn6OPb) Soldering Flux: (not necessary) Soldering temperature -200°C	●	●	●	●	●	●
Soldering up (AG) & Electroplating Soldering agent: Silver soft agent (925/000) Soldering Flux: Flouron Soldering temperature -700°C	●	●	●	●	●	●
Blackened Silver 1/3 K ₂ CO ₃ , 1/3 Sel, 1/3 H ₂ O stones exposed to filtrate for 3 minutes at 50°C; rinsed with H ₂ O	●	●	●	●	●	●
Gold coloring Color bath mix of 17.3% NaCl, 23% KNO ₃ 22.6% H ₂ O, 25.6% HCLconc Boiled in solution for 3 min; rinsed with H ₂ O	●	●	●	●	●	●
Electroplating: For cleaning galvanic process, please see “Alkaline Cleaning” recommendations below. pH value of electro cleaning bath max. pH 12; temp. of bath 45°C constant exposure time in bath max. 2 minutes	●	●	●	●	●	●
Sulfuric acid pickle, 20 Vol % H ₂ SO ₄ , 30 minutes at 60°C rinsed with H ₂ O	●	●	●	●	●	●
Vitrex pickle, 12.5 Vol % Natriumbisulfat; 10 minutes at 70°C rinsed with H ₂ O	●	●	●	●	●	●
Alkaline Cleaning Max. pH 12, at max. 50°C, max. exposure time 15 minutes (total soaking time in all steps)	●	●	●	●	●	●

- no alteration recognizable
- parameters MUST be adhered to

* Polishing or extreme scratching of the pavilion might cause a change in the color appearance.

** Casting-in-place tests were conducted with different silver and gold alloys.

If further information is needed please contact your local sales or technical support representative.
Note: With the use of other metals or alloys, slight color variations may be possible.





ZIRCONIA TCF™ – Color *	 Mint (TCF™)	 Aquamarine (TCF™)	 Rainbow Blue (TCF™)	 Fancy Light Green (TCF™)	 Fancy Green (TCF™)	 Green (TCF™)
Casting-in-place ** 14 KT Gold and 925 Silver Casting temperature 1030°C Wax burnout: 2 hours at 700°C	●	●	●	●	●	●
Soldering up (Fluitin) & Electroplating Soldering agent: Fluitin (L-Sn6OPb) Soldering Flux: (not necessary) Soldering temperature -200°C	●	●	●	●	●	●
Soldering up (AG) & Electroplating Soldering agent: Silver soft agent (925/000) Soldering Flux: Flouron Soldering temperature -700°C	●	●	●	●	●	●
Blackened Silver 1/3 K ₂ CO ₃ , 1/3 Sel, 1/3 H ₂ O stones exposed to filtrate for 3 minutes at 50°C; rinsed with H ₂ O	●	●	●	●	●	●
Gold coloring Color bath mix of 17.3% NaCl, 23% KNO ₃ 22.6% H ₂ O, 25.6% HCLconc Boiled in solution for 3 min; rinsed with H ₂ O	●	●	●	●	●	●
Electroplating: For cleaning galvanic process, please see “Alkaline Cleaning” recommendations below. pH value of electro cleaning bath max. pH 12; temp. of bath 45°C constant exposure time in bath max. 2 minutes	●	●	●	●	●	●
Sulfuric acid pickle, 20 Vol % H ₂ SO ₄ , 30 minutes at 60°C rinsed with H ₂ O	●	●	●	●	●	●
Vitrex pickle, 12.5 Vol % Natriumbisulfat; 10 minutes at 70°C rinsed with H ₂ O	●	●	●	●	●	●
Alkaline Cleaning Max. pH 12, at max. 50°C, max. exposure time 15 minutes (total soaking time in all steps)	●	●	●	●	●	●

- no alteration recognizable
- parameters MUST be adhered to

* Polishing or extreme scratching of the pavilion might cause a change in the color appearance.

** Casting-in-place tests were conducted with different silver and gold alloys.

If further information is needed please contact your local sales or technical support representative.
Note: With the use of other metals or alloys, slight color variations may be possible.

ZIRCONIA TCF™ – Color *	 Spring Green (TCF™)	 Silver Grey (TCF™)	 Fancy Morganite (TCF™)	 Fancy Pink (TCF™)	 Red (TCF™)	 Red Dark (TCF™)
Casting-in-place ** 14 KT Gold and 925 Silver Casting temperature 1030°C Wax burnout: 2 hours at 700°C	●	●	●	●	●	●
Soldering up (Fluitin) & Electroplating Soldering agent: Fluitin (L-Sn6OPb) Soldering Flux: (not necessary) Soldering temperature -200°C	●	●	●	●	●	●
Soldering up (AG) & Electroplating Soldering agent: Silver soft agent (925/000) Soldering Flux: Flouron Soldering temperature -700°C	●	●	●	●	●	●
Blackened Silver 1/3 K ₂ CO ₃ , 1/3 Sel, 1/3 H ₂ O stones exposed to filtrate for 3 minutes at 50°C; rinsed with H ₂ O	●	●	●	●	●	●
Gold coloring Color bath mix of 17.3% NaCl, 23% KNO ₃ 22.6% H ₂ O, 25.6% HCLconc Boiled in solution for 3 min; rinsed with H ₂ O	●	●	●	●	●	●
Electroplating: For cleaning galvanic process, please see “Alkaline Cleaning” recommendations below. pH value of electro cleaning bath max. pH 12; temp. of bath 45°C constant exposure time in bath max. 2 minutes	●	●	●	●	●	●
Sulfuric acid pickle, 20 Vol % H ₂ SO ₄ , 30 minutes at 60°C rinsed with H ₂ O	●	●	●	●	●	●
Vitrex pickle, 12.5 Vol % Natriumbisulfat; 10 minutes at 70°C rinsed with H ₂ O	●	●	●	●	●	●
Alkaline Cleaning Max. pH 12, at max. 50°C, max. exposure time 15 minutes (total soaking time in all steps)	●	●	●	●	●	●







01

- no alteration recognizable
- parameters MUST be adhered to

* Polishing or extreme scratching of the pavilion might cause a change in the color appearance.

** Casting-in-place tests were conducted with different silver and gold alloys.

If further information is needed please contact your local sales or technical support representative.
Note: With the use of other metals or alloys, slight color variations may be possible.

ZIRCONIA TCF™ – Color *	 Rubellite (TCF™)	 Purplish Pink (TCF™)	 Fancy Purple (TCF™)	 Lavender (TCF™)	 Yellow Lemon (TCF™)	 Orangy Yellow (TCF™)
Casting-in-place ** 14 KT Gold and 925 Silver Casting temperature 1030°C Wax burnout: 2 hours at 700°C	●	●	●	●	●	●
Soldering up (Fluitin) & Electroplating Soldering agent: Fluitin (L-Sn6OPb) Soldering Flux: (not necessary) Soldering temperature -200°C	●	●	●	●	●	●
Soldering up (AG) & Electroplating Soldering agent: Silver soft agent (925/000) Soldering Flux: Flouron Soldering temperature -700°C	●	●	●	●	●	●
Blackened Silver 1/3 K ₂ CO ₃ , 1/3 Sel, 1/3 H ₂ O stones exposed to filtrate for 3 minutes at 50°C; rinsed with H ₂ O	●	●	●	●	●	●
Gold coloring Color bath mix of 17.3% NaCl, 23% KNO ₃ 22.6% H ₂ O, 25.6% HCLconc Boiled in solution for 3 min; rinsed with H ₂ O	●	●	●	●	●	●
Electroplating: For cleaning galvanic process, please see “Alkaline Cleaning” recommendations below. pH value of electro cleaning bath max. pH 12; temp. of bath 45°C constant exposure time in bath max. 2 minutes	●	●	●	●	●	●
Sulfuric acid pickle, 20 Vol % H ₂ SO ₄ , 30 minutes at 60°C rinsed with H ₂ O	●	●	●	●	●	●
Vitrex pickle, 12.5 Vol % Natriumbisulfat; 10 minutes at 70°C rinsed with H ₂ O	●	●	●	●	●	●
Alkaline Cleaning Max. pH 12, at max. 50°C, max. exposure time 15 minutes (total soaking time in all steps)	●	●	●	●	●	●

● no alteration recognizable





● parameters MUST be adhered to

* Polishing or extreme scratching of the pavilion might cause a change in the color appearance.

** Casting-in-place tests were conducted with different silver and gold alloys.

If further information is needed please contact your local sales or technical support representative.

Note: With the use of other metals or alloys, slight color variations may be possible.

ZIRCONIA TCF™ – Color *	 Fancy Champagne-gold tone (TCF™)	 Fancy Yellow (TCF™)	 Amber (TCF™)	 Caramel (TCF™)
Casting-in-place ** 14 KT Gold and 925 Silver Casting temperature 1030°C Wax burnout: 2 hours at 700°C	●	●	●	●
Soldering up (Fluitin) & Electroplating Soldering agent: Fluitin (L-Sn6OPb) Soldering Flux: (not necessary) Soldering temperature -200°C	●	●	●	●
Soldering up (AG) & Electroplating Soldering agent: Silver soft agent (925/000) Soldering Flux: Flouron Soldering temperature -700°C	●	●	●	●
Blackened Silver 1/3 K ₂ CO ₃ , 1/3 Sel, 1/3 H ₂ O stones exposed to filtrate for 3 minutes at 50°C; rinsed with H ₂ O	●	●	●	●
Gold coloring Color bath mix of 17.3% NaCl, 23% KNO ₃ 22.6% H ₂ O, 25.6% HCLconc Boiled in solution for 3 min; rinsed with H ₂ O	●	●	●	●
Electroplating: For cleaning galvanic process, please see “Alkaline Cleaning” recommendations below. pH value of electro cleaning bath max. pH 12; temp. of bath 45°C constant exposure time in bath max. 2 minutes	●	●	●	●
Sulfuric acid pickle, 20 Vol % H ₂ SO ₄ , 30 minutes at 60°C rinsed with H ₂ O	●	●	●	●
Vitrex pickle, 12.5 Vol % Natriumbisulfat; 10 minutes at 70°C rinsed with H ₂ O	●	●	●	●
Alkaline Cleaning Max. pH 12, at max. 50°C, max. exposure time 15 minutes (total soaking time in all steps)	●	●	●	●

- no alteration recognizable
- parameters MUST be adhered to

* Polishing or extreme scratching of the pavilion might cause a change in the color appearance.

** Casting-in-place tests were conducted with different silver and gold alloys.

If further information is needed please contact your local sales or technical support representative.
 Note: With the use of other metals or alloys, slight color variations may be possible.

SWAROVSKI ZIRCONIA VIBRANT FAMILY

Like the Kaleidoscope of Life, the Swarovski Zirconia Vibrant Family offers impressions and colors you never thought possible. Castable and brilliantly uniform TCF™ colors that look great in prong and bezel settings. Available size ranges: 5 / 6 / 7 mm

Vibrant Colors elevate the classic TCF™ color range to an entirely new level. Every stone is a harmonious blend of two shades to awaken emotions and inspire countless possibilities for applications and designs.



Bizarre Square
Vibrant Red – Orangy Yellow
(TCF™)



Round Rosebush
Vibrant Red – Orangy Yellow
(TCF™)



Pentagon Star
Vibrant Red – Orangy Yellow
(TCF™)



Cushion Princess
Vibrant Red – Orangy Yellow
(TCF™)



Bizarre Square
Vibrant Purple – Aqua
(TCF™)



Round Rosebush
Vibrant Purple – Aqua
(TCF™)



Pentagon Star
Vibrant Purple – Aqua
(TCF™)



Cushion Princess
Vibrant Purple – Aqua
(TCF™)



Bizarre Square
Vibrant Spring Green – White
(TCF™)



Round Rosebush
Vibrant Spring Green – White
(TCF™)



Pentagon Star
Vibrant Spring Green – White
(TCF™)



Cushion Princess
Vibrant Spring Green – White
(TCF™)



Bizarre Square
Vibrant Rubellite – White
(TCF™)



Round Rosebush
Vibrant Rubellite – White
(TCF™)



Pentagon Star
Vibrant Rubellite – White
(TCF™)



Cushion Princess
Vibrant Rubellite – White
(TCF™)



Bizarre Square
Vibrant Yellow Lemon – White
(TCF™)



Round Rosebush
Vibrant Yellow Lemon – White
(TCF™)




Pentagon Star
Vibrant Yellow Lemon – White
(TCF™)



Cushion Princess
Vibrant Yellow Lemon – White
(TCF™)

HANDLING OF TCF™ TREATED ZIRCONIA

ZIRCONIA TCF™ – Color *	 Vibrant Red – Orangy Yellow (TCF™)	 Vibrant Purple – Aqua (TCF™)	 Vibrant Spring Green – White (TCF™)	 Vibrant Rubellite – White (TCF™)	 Vibrant Yellow Lemon – White (TCF™)
Casting-in-place ** 14 KT Gold and 925 Silver Casting temperature 1030°C Wax burnout: 2 hours at 700°C	●	●	●	●	●
Soldering up (Fluitin) & Electroplating Soldering agent: Fluitin (L-Sn ₆ OPb) Soldering Flux: (not necessary) Soldering temperature ~200°C	●	●	●	●	●
Soldering up (AG) & Electroplating Soldering agent: Silver soft agent (925/000) Soldering Flux: Floureon Soldering temperature ~700°C	●	●	●	●	●
Blackened Silver 1/3 K ₂ CO ₃ , 1/3 Sel, 1/3 H ₂ O stones exposed to filtrate for 3 minutes at 50°C; rinsed with H ₂ O	●	●	●	●	●
Gold coloring Color bath mix of 17.3% NaCl, 23% KNO ₃ 22.6% H ₂ O, 25.6% HCLconc Boiled in solution for 3 min; rinsed with H ₂ O	●	●	●	●	●
Electroplating: For cleaning galvanic process, please see “Alkaline Cleaning” recommendations below. pH value of electro cleaning bath max. pH 12; temp. of bath 45°C constant exposure time in bath max. 2 minutes	●	●	●	●	●
Sulfuric acid pickle, 20 Vol % H ₂ SO ₄ , 30 minutes at 60°C rinsed with H ₂ O	●	●	●	●	●
Vitrex pickle, 12.5 Vol % Natriumbisulfat; 10 minutes at 70°C rinsed with H ₂ O	●	●	●	●	●
Alkaline Cleaning Max. pH 12, at max. 50°C, max. exposure time 15 minutes (total soaking time in all steps)	●	●	●	●	●

- no alteration recognizable
- parameters MUST be adhered to

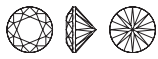
* Polishing or extreme scratching of the pavilion might cause a change in the color appearance.

** Casting-in-place tests were conducted with different silver and gold alloys.

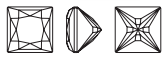
If further information is needed please contact your local sales or technical support representative.
Note: With the use of other metals or alloys, slight color variations may be possible.

Swarovski Zirconia Cuts

CLASSIC CUTS



Round Pure Brilliance



Square Princess Pure Brilliance



Marquise Pure Brilliance



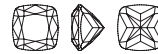
Pear Pure Brilliance



Oval Pure Brilliance



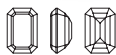
Heart



Cushion Princess



Baguette Princess Pure Brilliance



Octagon Step



Square Step



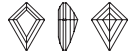
Baguette Step



Tapered Baguette Step



Triangle Cut Corner



Kite



Trillion



Radiant

CLASSIC CUTS WITH A TWIST



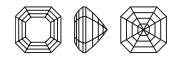
Daniel's #125



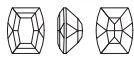
Round 88 Facets



Round 120 Facets



Octagon Imperial Mosaic



Barrel



Rounded Emerald

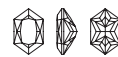
EXPERIMENTAL CUTS



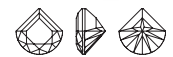
Side View



Bloom



Grandiose



Leaf



Bizarre Square



Pentagon Star



Round Rosebush

Classic Cuts

Summary

1 2 3



Round Pure Brilliance
0.7, 0.8, 0.9, 1, 1.1, 1.2, 1.25,
1.3, 1.4, 1.5, 1.6, 1.7, 1.75,
1.8, 1.9, 2, 2.25, 2.5, 2.75,
3, 3.25, 3.5, 3.75, 4, 4.25,
4.5, 4.75, 5, 5.25, 5.5,
5.75, 6, 6.5, 7, 8 mm



Square Princess Pure Brilliance
1.5, 2, 2.5, 2.75, 3, 3.5, 4,
5, 6, 7 mm



Marquise Pure Brilliance
3x1.5, 4x2, 5x2.5, 6x3,
7x3.5, 8x4 mm



Pear Pure Brilliance
3x2, 5x3, 6x4, 7x5,
8x5 mm



Oval Pure Brilliance
3x2, 5x3, 6x4, 7x5,
8x6 mm



Heart
3x3, 4x4, 5x5, 6x6 mm



Cushion Princess
4x4, 5x5, 6x6, 7x7,
8x8 mm



**Baguette Princess
Pure Brilliance**
3x2, 4x2, 5x2.5, 6x3 mm

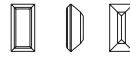


Octagon Step
5x3, 6x4, 7x5 mm



Square Step
2, 2.5, 3, 4 mm

1 2 3



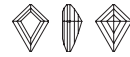
Baguette Step
3x2, 4x2, 5x2.5, 6x3 mm



Tapered Baguette Step
2.5x1.5x1, 2.5x2x1.5,
3x2x1, 3x2.5x1.5,
3.5x1.5x1, 3.5x2.5x1.5,
4x2x1.5 mm



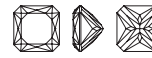
Triangle Cut Corner
3, 4, 5, 6 mm



Kite
4x3, 5x4, 6.5x4,
7.5x4.25 mm




Trillion
4, 5, 6 mm



Radiant
4x4, 5x5, 6x6 mm

Round Pure Brilliance



Size	0.7 mm	0.8 mm	0.9 mm	1.0 mm	1.1 mm	1.2 mm	1.25 mm	1.3 mm	1.4 mm	1.5 mm	1.6 mm	1.7 mm	1.75 mm	1.8 mm	1.9 mm	2.0 mm	2.25 mm	2.5 mm	2.75 mm	3.0 mm	3.25 mm	3.5 mm	3.75 mm
------	--------	--------	--------	--------	--------	--------	---------	--------	--------	--------	--------	--------	---------	--------	--------	--------	---------	--------	---------	--------	---------	--------	---------

Zirconia Colors

Zirconia Rough Colors

White (0031)

Zirconia TCF™ Colors

Amber (0666 TCF™)

Aquamarine (0692 TCF™)

Arctic Blue (0659 TCF™)

Caramel (0670 TCF™)

Fancy Blue (0653 TCF™)

Fancy Champagne-gold tone (0673 TCF™)

Fancy Green (0663 TCF™)

Fancy Light Blue (0652 TCF™)

Fancy Light Green (0679 TCF™)

Fancy Morganite (0682 TCF™)

Fancy Pink (0667 TCF™)

Fancy Purple (0649 TCF™)

Fancy Yellow (0664 TCF™)

Frosty Mint (0677 TCF™)

Green (0669 TCF™)

Greyish Blue (0658 TCF™)

Lavender (0703 TCF™)

Mint (0660 TCF™)

Orangy Yellow (0662 TCF™)

Purplish Pink (0678 TCF™)

Rainbow Blue (0686 TCF™)

Red (0668 TCF™)

Red Dark (0672 TCF™)

Rubellite (0711 TCF™)

Silk White (0696 TCF™)

Silver Grey (0707 TCF™)


Spring Green (0681 TCF™)

Yellow Lemon (0702 TCF™)

White (0031)	◆	◆	◆	◆	◆	◆	◆	◆	◆	◆	◆	◆	◆	◆	◆	◆	◆	◆	◆	◆	◆	◆	◆	◆
Amber (0666 TCF™)	■	■	■	■	■	■	■	■	■	■	■	■	■	■	■	■	■	■	■	■	■	■	■	■
Aquamarine (0692 TCF™)	■	■	■	■	■	■	■	■	■	■	■	■	■	■	■	■	■	■	■	■	■	■	■	■
Arctic Blue (0659 TCF™)	■	■	■	■	■	■	■	■	■	■	■	■	■	■	■	■	■	■	■	■	■	■	■	■
Caramel (0670 TCF™)	■	■	■	■	■	■	■	■	■	■	■	■	■	■	■	■	■	■	■	■	■	■	■	■
Fancy Blue (0653 TCF™)	■	■	■	■	■	■	■	■	■	■	■	■	■	■	■	■	■	■	■	■	■	■	■	■
Fancy Champagne-gold tone (0673 TCF™)	■	■	■	■	■	■	■	■	■	■	■	■	■	■	■	■	■	■	■	■	■	■	■	■
Fancy Green (0663 TCF™)	■	■	■	■	■	■	■	■	■	■	■	■	■	■	■	■	■	■	■	■	■	■	■	■
Fancy Light Blue (0652 TCF™)	■	■	■	■	■	■	■	■	■	■	■	■	■	■	■	■	■	■	■	■	■	■	■	■
Fancy Light Green (0679 TCF™)	■	■	■	■	■	■	■	■	■	■	■	■	■	■	■	■	■	■	■	■	■	■	■	■
Fancy Morganite (0682 TCF™)	■	■	■	■	■	■	■	■	■	■	■	■	■	■	■	■	■	■	■	■	■	■	■	■
Fancy Pink (0667 TCF™)	■	■	■	■	■	■	■	■	■	■	■	■	■	■	■	■	■	■	■	■	■	■	■	■
Fancy Purple (0649 TCF™)	■	■	■	■	■	■	■	■	■	■	■	■	■	■	■	■	■	■	■	■	■	■	■	■
Fancy Yellow (0664 TCF™)	■	■	■	■	■	■	■	■	■	■	■	■	■	■	■	■	■	■	■	■	■	■	■	■
Frosty Mint (0677 TCF™)	■	■	■	■	■	■	■	■	■	■	■	■	■	■	■	■	■	■	■	■	■	■	■	■
Green (0669 TCF™)	■	■	■	■	■	■	■	■	■	■	■	■	■	■	■	■	■	■	■	■	■	■	■	■
Greyish Blue (0658 TCF™)	■	■	■	■	■	■	■	■	■	■	■	■	■	■	■	■	■	■	■	■	■	■	■	■
Lavender (0703 TCF™)	■	■	■	■	■	■	■	■	■	■	■	■	■	■	■	■	■	■	■	■	■	■	■	■
Mint (0660 TCF™)	■	■	■	■	■	■	■	■	■	■	■	■	■	■	■	■	■	■	■	■	■	■	■	■
Orangy Yellow (0662 TCF™)	■	■	■	■	■	■	■	■	■	■	■	■	■	■	■	■	■	■	■	■	■	■	■	■
Purplish Pink (0678 TCF™)	■	■	■	■	■	■	■	■	■	■	■	■	■	■	■	■	■	■	■	■	■	■	■	■
Rainbow Blue (0686 TCF™)	■	■	■	■	■	■	■	■	■	■	■	■	■	■	■	■	■	■	■	■	■	■	■	■
Red (0668 TCF™)	■	■	■	■	■	■	■	■	■	■	■	■	■	■	■	■	■	■	■	■	■	■	■	■
Red Dark (0672 TCF™)	■	■	■	■	■	■	■	■	■	■	■	■	■	■	■	■	■	■	■	■	■	■	■	■
Rubellite (0711 TCF™)	■	■	■	■	■	■	■	■	■	■	■	■	■	■	■	■	■	■	■	■	■	■	■	■
Silk White (0696 TCF™)	■	■	■	■	■	■	■	■	■	■	■	■	■	■	■	■	■	■	■	■	■	■	■	■
Silver Grey (0707 TCF™)	■	■	■	■	■	■	■	■	■	■	■	■	■	■	■	■	■	■	■	■	■	■	■	■
Spring Green (0681 TCF™)	■	■	■	■	■	■	■	■	■	■	■	■	■	■	■	■	■	■	■	■	■	■	■	■
Yellow Lemon (0702 TCF™)	■	■	■	■	■	■	■	■	■	■	■	■	■	■	■	■	■	■	■	■	■	■	■	■

◆ Core Assortment

Round Pure Brilliance



Size	4.0 mm	4.25 mm	4.5 mm	4.75 mm	5.0 mm	5.25 mm	5.5 mm	5.75 mm	6.0 mm	6.5 mm	7.0 mm	8.0 mm
------	--------	---------	--------	---------	--------	---------	--------	---------	--------	--------	--------	--------

Zirconia Colors

Zirconia Rough Colors

White (0031)

Zirconia TCF™ Colors

Amber (0666 TCF™)

Aquamarine (0692 TCF™)

Arctic Blue (0659 TCF™)

Caramel (0670 TCF™)

Fancy Blue (0653 TCF™)

Fancy Champagne-gold tone (0673 TCF™)

Fancy Green (0663 TCF™)

Fancy Light Blue (0652 TCF™)

Fancy Light Green (0679 TCF™)

Fancy Morganite (0682 TCF™)

Fancy Pink (0667 TCF™)

Fancy Purple (0649 TCF™)

Fancy Yellow (0664 TCF™)

Frosty Mint (0677 TCF™)

Green (0669 TCF™)

Greyish Blue (0658 TCF™)

Lavender (0703 TCF™)

Mint (0660 TCF™)

Orangy Yellow (0662 TCF™)

Purplish Pink (0678 TCF™)

Rainbow Blue (0686 TCF™)

Red (0668 TCF™)

Red Dark (0672 TCF™)

Rubellite (0711 TCF™)

Silk White (0696 TCF™)

Silver Grey (0707 TCF™)


Spring Green (0681 TCF™)

Yellow Lemon (0702 TCF™)

White (0031)	◆	◆	◆	◆	◆	◆	◆	◆	◆	◆	◆	◆
Amber (0666 TCF™)	■				■				■	■	■	■
Aquamarine (0692 TCF™)	■				■				■	■	■	■
Arctic Blue (0659 TCF™)	■				■				■	■	■	■
Caramel (0670 TCF™)	■				■				■	■	■	■
Fancy Blue (0653 TCF™)	■				■				■	■	■	■
Fancy Champagne-gold tone (0673 TCF™)	■				■				■	■	■	■
Fancy Green (0663 TCF™)	■				■				■	■	■	■
Fancy Light Blue (0652 TCF™)	■				■				■	■	■	■
Fancy Light Green (0679 TCF™)	■				■				■	■	■	■
Fancy Morganite (0682 TCF™)	■				■				■	■	■	■
Fancy Pink (0667 TCF™)	■				■				■	■	■	■
Fancy Purple (0649 TCF™)	■				■				■	■	■	■
Fancy Yellow (0664 TCF™)	■				■				■	■	■	■
Frosty Mint (0677 TCF™)	■				■				■	■	■	■
Green (0669 TCF™)	■				■				■	■	■	■
Greyish Blue (0658 TCF™)	■				■				■	■	■	■
Lavender (0703 TCF™)	■				■				■	■	■	■
Mint (0660 TCF™)	■				■				■	■	■	■
Orangy Yellow (0662 TCF™)	■				■				■	■	■	■
Purplish Pink (0678 TCF™)	■				■				■	■	■	■
Rainbow Blue (0686 TCF™)	■				■				■	■	■	■
Red (0668 TCF™)	■				■				■	■	■	■
Red Dark (0672 TCF™)	■				■				■	■	■	■
Rubellite (0711 TCF™)	■				■				■	■	■	■
Silk White (0696 TCF™)	■				■				■	■	■	■
Silver Grey (0707 TCF™)	■				■				■	■	■	■
Spring Green (0681 TCF™)	■				■				■	■	■	■
Yellow Lemon (0702 TCF™)	■				■				■	■	■	■

◆ Core Assortment

Square Princess Pure Brilliance



Size	1.5 mm	2 mm	2.5 mm	2.75 mm	3 mm	3.5 mm	4 mm	5 mm	6 mm	7 mm
------	--------	------	--------	---------	------	--------	------	------	------	------

Zirconia Colors

Zirconia Rough Colors

White (0031)

Zirconia TCF™ Colors

- Amber (0666 TCF™)
- Aquamarine (0692 TCF™)
- Arctic Blue (0659 TCF™)
- Caramel (0670 TCF™)
- Fancy Blue (0653 TCF™)
- Fancy Champagne-gold tone (0673 TCF™)
- Fancy Green (0663 TCF™)
- Fancy Light Blue (0652 TCF™)
- Fancy Light Green (0679 TCF™)
- Fancy Morganite (0682 TCF™)
- Fancy Pink (0667 TCF™)
- Fancy Purple (0654 TCF™)
- Fancy Yellow (0664 TCF™)
- Frosty Mint (0677 TCF™)
- Green (0669 TCF™)
- Greyish Blue (0658 TCF™)
- Lavender (0703 TCF™)
- Mint (0660 TCF™)
- Orangy Yellow (0662 TCF™)
- Purplish Pink (0678 TCF™)
- Rainbow Blue (0686 TCF™)
- Red (0668 TCF™)
- Red Dark (0672 TCF™)
- Rubellite (0711 TCF™)
- Silk White (0696 TCF™)
- Silver Grey (0707 TCF™)
- Spring Green (0681 TCF™)
- Yellow Lemon (0702 TCF™)

White (0031)	◆	◆	◆	◆	◆	◆	◆	◆	◆	◆
Amber (0666 TCF™)	■	■	■		■		■	■	■	■
Aquamarine (0692 TCF™)	■	■	■		■		■	■	■	■
Arctic Blue (0659 TCF™)	■	■	■		■		■	■	■	■
Caramel (0670 TCF™)	■	■	■		■		■	■	■	■
Fancy Blue (0653 TCF™)	■	■	■		■		■	■	■	■
Fancy Champagne-gold tone (0673 TCF™)	■	■	■		■		■	■	■	■
Fancy Green (0663 TCF™)	■	■	■		■		■	■	■	■
Fancy Light Blue (0652 TCF™)	■	■	■		■		■	■	■	■
Fancy Light Green (0679 TCF™)	■	■	■		■		■	■	■	■
Fancy Morganite (0682 TCF™)	■	■	■		■		■	■	■	■
Fancy Pink (0667 TCF™)	■	■	■		■		■	■	■	■
Fancy Purple (0654 TCF™)	■	■	■		■		■	■	■	■
Fancy Yellow (0664 TCF™)	■	■	■		■		■	■	■	■
Frosty Mint (0677 TCF™)	■	■	■		■		■	■	■	■
Green (0669 TCF™)	■	■	■		■		■	■	■	■
Greyish Blue (0658 TCF™)	■	■	■		■		■	■	■	■
Lavender (0703 TCF™)	■	■	■		■		■	■	■	■
Mint (0660 TCF™)	■	■	■		■		■	■	■	■
Orangy Yellow (0662 TCF™)	■	■	■		■		■	■	■	■
Purplish Pink (0678 TCF™)	■	■	■		■		■	■	■	■
Rainbow Blue (0686 TCF™)	■	■	■		■		■	■	■	■
Red (0668 TCF™)	■	■	■		■		■	■	■	■
Red Dark (0672 TCF™)	■	■	■		■		■	■	■	■
Rubellite (0711 TCF™)	■	■	■		■		■	■	■	■
Silk White (0696 TCF™)	■	■	■		■		■	■	■	■
Silver Grey (0707 TCF™)	■	■	■		■		■	■	■	■
Spring Green (0681 TCF™)	■	■	■		■		■	■	■	■
Yellow Lemon (0702 TCF™)	■	■	■		■		■	■	■	■

◆ Core Assortment

Marquise Pure Brilliance



Size	3x1.5 mm	4x2 mm	5x2.5 mm	6x3 mm	7x3.5 mm	8x4 mm
------	----------	--------	----------	--------	----------	--------

Zirconia Colors

Zirconia Rough Colors

White (0031)

Zirconia TCF™ Colors

Amber (0666 TCF™)

Aquamarine (0692 TCF™)

Arctic Blue (0659 TCF™)

Caramel (0670 TCF™)

Fancy Blue (0653 TCF™)

Fancy Champagne-gold tone (0673 TCF™)

Fancy Green (0663 TCF™)

Fancy Light Blue (0652 TCF™)

Fancy Light Green (0679 TCF™)

Fancy Morganite (0682 TCF™)

Fancy Pink (0667 TCF™)

Fancy Purple (0654 TCF™)

Fancy Yellow (0664 TCF™)

Frosty Mint (0677 TCF™)

Green (0669 TCF™)

Greyish Blue (0658 TCF™)

Lavender (0703 TCF™)

Mint (0660 TCF™)

Orangy Yellow (0662 TCF™)

Purplish Pink (0678 TCF™)

Rainbow Blue (0686 TCF™)

Red (0668 TCF™)

Red Dark (0672 TCF™)

Rubellite (0711 TCF™)

Silk White (0696 TCF™)

Silver Grey (0707 TCF™)

Spring Green (0681 TCF™)

Yellow Lemon (0702 TCF™)

White (0031)	◆	◆	◆	◆	◆	◆
Amber (0666 TCF™)	■	■	■	■	■	■
Aquamarine (0692 TCF™)	■	■	■	■	■	■
Arctic Blue (0659 TCF™)	■	■	■	■	■	■
Caramel (0670 TCF™)	■	■	■	■	■	■
Fancy Blue (0653 TCF™)	■	■	■	■	■	■
Fancy Champagne-gold tone (0673 TCF™)	■	■	■	■	■	■
Fancy Green (0663 TCF™)	■	■	■	■	■	■
Fancy Light Blue (0652 TCF™)	■	■	■	■	■	■
Fancy Light Green (0679 TCF™)	■	■	■	■	■	■
Fancy Morganite (0682 TCF™)	■	■	■	■	■	■
Fancy Pink (0667 TCF™)	■	■	■	■	■	■
Fancy Purple (0654 TCF™)	■	■	■	■	■	■
Fancy Yellow (0664 TCF™)	■	■	■	■	■	■
Frosty Mint (0677 TCF™)	■	■	■	■	■	■
Green (0669 TCF™)	■	■	■	■	■	■
Greyish Blue (0658 TCF™)	■	■	■	■	■	■
Lavender (0703 TCF™)	■	■	■	■	■	■
Mint (0660 TCF™)	■	■	■	■	■	■
Orangy Yellow (0662 TCF™)	■	■	■	■	■	■
Purplish Pink (0678 TCF™)	■	■	■	■	■	■
Rainbow Blue (0686 TCF™)	■	■	■	■	■	■
Red (0668 TCF™)	■	■	■	■	■	■
Red Dark (0672 TCF™)	■	■	■	■	■	■
Rubellite (0711 TCF™)	■	■	■	■	■	■
Silk White (0696 TCF™)	■	■	■	■	■	■
Silver Grey (0707 TCF™)	■	■	■	■	■	■
Spring Green (0681 TCF™)	■	■	■	■	■	■
Yellow Lemon (0702 TCF™)	■	■	■	■	■	■

◆ Core Assortment

Pear Pure Brilliance



Size	3x2 mm	5x3 mm	6x4 mm	7x5 mm	8x5 mm
------	--------	--------	--------	--------	--------

Zirconia Colors

Zirconia Rough Colors

White (0031)

Zirconia TCF™ Colors

- Amber (0666 TCF™)
- Aquamarine (0692 TCF™)
- Arctic Blue (0659 TCF™)
- Caramel (0670 TCF™)
- Fancy Blue (0653 TCF™)
- Fancy Champagne-gold tone (0673 TCF™)
- Fancy Green (0663 TCF™)
- Fancy Light Blue (0652 TCF™)
- Fancy Light Green (0679 TCF™)
- Fancy Morganite (0682 TCF™)
- Fancy Pink (0667 TCF™)
- Fancy Purple (0654 TCF™)
- Fancy Yellow (0664 TCF™)
- Frosty Mint (0677 TCF™)
- Green (0669 TCF™)
- Greyish Blue (0658 TCF™)
- Lavender (0703 TCF™)
- Mint (0660 TCF™)
- Orangy Yellow (0662 TCF™)
- Purplish Pink (0678 TCF™)
- Rainbow Blue (0686 TCF™)
- Red (0668 TCF™)
- Red Dark (0672 TCF™)
- Rubellite (0711 TCF™)
- Silk White (0696 TCF™)
- Silver Grey (0707 TCF™)
- Spring Green (0681 TCF™)
- Yellow Lemon (0702 TCF™)

White (0031)	◆	◆	◆	◆	◆
Amber (0666 TCF™)	■	■	■	■	■
Aquamarine (0692 TCF™)	■	■	■	■	■
Arctic Blue (0659 TCF™)	■	■	■	■	■
Caramel (0670 TCF™)	■	■	■	■	■
Fancy Blue (0653 TCF™)	■	■	■	■	■
Fancy Champagne-gold tone (0673 TCF™)	■	■	■	■	■
Fancy Green (0663 TCF™)	■	■	■	■	■
Fancy Light Blue (0652 TCF™)	■	■	■	■	■
Fancy Light Green (0679 TCF™)	■	■	■	■	■
Fancy Morganite (0682 TCF™)	■	■	■	■	■
Fancy Pink (0667 TCF™)	■	■	■	■	■
Fancy Purple (0654 TCF™)	■	■	■	■	■
Fancy Yellow (0664 TCF™)	■	■	■	■	■
Frosty Mint (0677 TCF™)	■	■	■	■	■
Green (0669 TCF™)	■	■	■	■	■
Greyish Blue (0658 TCF™)	■	■	■	■	■
Lavender (0703 TCF™)	■	■	■	■	■
Mint (0660 TCF™)	■	■	■	■	■
Orangy Yellow (0662 TCF™)	■	■	■	■	■
Purplish Pink (0678 TCF™)	■	■	■	■	■
Rainbow Blue (0686 TCF™)	■	■	■	■	■
Red (0668 TCF™)	■	■	■	■	■
Red Dark (0672 TCF™)	■	■	■	■	■
Rubellite (0711 TCF™)	■	■	■	■	■
Silk White (0696 TCF™)	■	■	■	■	■
Silver Grey (0707 TCF™)	■	■	■	■	■
Spring Green (0681 TCF™)	■	■	■	■	■
Yellow Lemon (0702 TCF™)	■	■	■	■	■

◆ Core Assortment

Oval Pure Brilliance



Size	3x2 mm	5x3 mm	6x4 mm	7x5 mm	8x6 mm
------	--------	--------	--------	--------	--------

Zirconia Colors

Zirconia Rough Colors

White (0031)

Zirconia TCF™ Colors

Amber (0666 TCF™)

Aquamarine (0692 TCF™)

Arctic Blue (0659 TCF™)

Caramel (0670 TCF™)

Fancy Blue (0653 TCF™)

Fancy Champagne-gold tone (0673 TCF™)

Fancy Green (0663 TCF™)

Fancy Light Blue (0652 TCF™)

Fancy Light Green (0679 TCF™)

Fancy Morganite (0682 TCF™)

Fancy Pink (0667 TCF™)

Fancy Purple (0654 TCF™)

Fancy Yellow (0664 TCF™)

Frosty Mint (0677 TCF™)

Green (0669 TCF™)

Greyish Blue (0658 TCF™)

Lavender (0703 TCF™)

Mint (0660 TCF™)

Orangy Yellow (0662 TCF™)

Purplish Pink (0678 TCF™)

Rainbow Blue (0686 TCF™)

Red (0668 TCF™)

Red Dark (0672 TCF™)

Rubellite (0711 TCF™)

Silk White (0696 TCF™)

Silver Grey (0707 TCF™)


Spring Green (0681 TCF™)

Yellow Lemon (0702 TCF™)

White (0031)	◆	◆	◆	◆	◆
Amber (0666 TCF™)	■	■	■	■	■
Aquamarine (0692 TCF™)	■	■	■	■	■
Arctic Blue (0659 TCF™)	■	■	■	■	■
Caramel (0670 TCF™)	■	■	■	■	■
Fancy Blue (0653 TCF™)	■	■	■	■	■
Fancy Champagne-gold tone (0673 TCF™)	■	■	■	■	■
Fancy Green (0663 TCF™)	■	■	■	■	■
Fancy Light Blue (0652 TCF™)	■	■	■	■	■
Fancy Light Green (0679 TCF™)	■	■	■	■	■
Fancy Morganite (0682 TCF™)	■	■	■	■	■
Fancy Pink (0667 TCF™)	■	■	■	■	■
Fancy Purple (0654 TCF™)	■	■	■	■	■
Fancy Yellow (0664 TCF™)	■	■	■	■	■
Frosty Mint (0677 TCF™)	■	■	■	■	■
Green (0669 TCF™)	■	■	■	■	■
Greyish Blue (0658 TCF™)	■	■	■	■	■
Lavender (0703 TCF™)	■	■	■	■	■
Mint (0660 TCF™)	■	■	■	■	■
Orangy Yellow (0662 TCF™)	■	■	■	■	■
Purplish Pink (0678 TCF™)	■	■	■	■	■
Rainbow Blue (0686 TCF™)	■	■	■	■	■
Red (0668 TCF™)	■	■	■	■	■
Red Dark (0672 TCF™)	■	■	■	■	■
Rubellite (0711 TCF™)	■	■	■	■	■
Silk White (0696 TCF™)	■	■	■	■	■
Silver Grey (0707 TCF™)	■	■	■	■	■
Spring Green (0681 TCF™)	■	■	■	■	■
Yellow Lemon (0702 TCF™)	■	■	■	■	■

◆ Core Assortment

Heart



Zirconia Colors

Zirconia Rough Colors

White (0031)

Zirconia TCF™ Colors

Fancy Pink (0667 TCF™)

Red (0668 TCF™)


Red Dark (0672 TCF™)

Rubellite (0711 TCF™)

Size	3x3 mm	4x4 mm	5x5 mm	6x6 mm
-------------	--------	--------	--------	--------

White (0031)	◆	◆	◆	◆
Fancy Pink (0667 TCF™)	■	■	■	■
Red (0668 TCF™)	■	■	■	■
Red Dark (0672 TCF™)	■	■	■	■
Rubellite (0711 TCF™)	■	■	■	■

Cushion Princess



Zirconia Colors

Zirconia Rough Colors

White (0031)

Zirconia TCF™ Vibrant Colors

Vibrant Purple - Aqua (4008 TCF™)

Vibrant Red - Orangy Yellow (4004 TCF™)

Vibrant Rubellite - White (4711 TCF™)

Vibrant Spring Green - White (4010 TCF™)

Vibrant Yellow - Lemon White (4702 TCF™)

Size	4x4 mm	5x5 mm	6x6 mm	7x7 mm	8x8 mm
-------------	--------	--------	--------	--------	--------

White (0031)	◆	◆	◆	◆	◆
Vibrant Purple - Aqua (4008 TCF™)	■	■	■	■	■
Vibrant Red - Orangy Yellow (4004 TCF™)	■	■	■	■	■
Vibrant Rubellite - White (4711 TCF™)	■	■	■	■	■
Vibrant Spring Green - White (4010 TCF™)	■	■	■	■	■
Vibrant Yellow - Lemon White (4702 TCF™)	■	■	■	■	■

Baguette Princess Pure Brilliance



Zirconia Colors

Zirconia Rough Colors

White (0031)

Size	3x2 mm	4x2 mm	5x2.5 mm	6x3 mm
-------------	--------	--------	----------	--------

White (0031)	◆	◆	◆	◆
--------------	---	---	---	---

Octagon Step



Zirconia Colors


Zirconia Rough Colors

White (0031)

Size	5x3 mm	6x4 mm	7x5 mm
-------------	--------	--------	--------

White (0031)	◆	◆	◆
--------------	---	---	---

Square Step



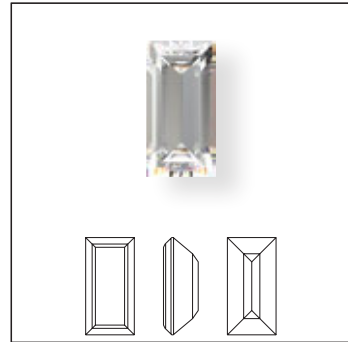
Size
 2 mm
 2.5 mm
 3 mm
 4 mm

Zirconia Colors

Zirconia Rough Colors

White (0031)

Baguette Step




Size
 3x2 mm
 4x2 mm
 5x2.5 mm
 6x3 mm

Zirconia Colors

Zirconia Rough Colors

White (0031)

Tapered Baguette Step




Size
 2.5x1.5x1 mm
 2.5x2x1.5 mm
 3x2x1 mm
 3x2.5x1.5 mm
 3.5x1.5x1 mm
 3.5x2.5x1.5 mm
 4x2x1.5 mm

Zirconia Colors

Zirconia Rough Colors

White (0031)

Triangle Cut Corner



Size
 3 mm
 4 mm
 5 mm
 6 mm

Zirconia Colors

Zirconia Rough Colors

White (0031)

Kite



Size
4x3 mm
5x4 mm
6.5x4 mm
7.5x4.25 mm

Zirconia Colors

Zirconia Rough Colors

White (0031)

Trillion



Size
4 mm
5 mm
6 mm

Zirconia Colors

Zirconia Rough Colors

White (0031)

Radiant



Size
4x4 mm
5x5 mm
6x6 mm

Zirconia Colors

Zirconia Rough Colors

White (0031)

Product Details

Article Size	Packaging Quantity (pcs)	Approx. Weight (grams/100 pcs)
Round Pure Brilliance		
0.7 mm	1,000	0.057
0.8 mm	1,000	0.086
0.9 mm	1,000	0.118
1 mm	1,000	0.158
1.1 mm	1,000	0.210
1.2 mm	1,000	0.272
1.25 mm	1,000	0.307
1.3 mm	1,000	0.346
1.4 mm	1,000	0.432
1.5 mm	1,000	0.540
1.6 mm	1,000	0.643
1.7 mm	1,000	0.758
1.75 mm	1,000	0.821
1.8 mm	1,000	0.887
1.9 mm	1,000	1.028
2 mm	500	1.185
2.25 mm	500	1.687
2.5 mm	500	2.315
2.75 mm	200	3.080
3 mm	200	3.999
3.25 mm	140	5.011
3.5 mm	140	6.171
3.75 mm	140	7.497
4 mm	80	8.999
4.25 mm	80	10.690
4.5 mm	80	12.579
4.75 mm	80	14.678
5 mm	80	16.998
5.25 mm	60	19.550
5.5 mm	60	22.344
5.75 mm	60	25.392
6 mm	60	28.705
6.5 mm	60	36.169
7 mm	35	44.826
8 mm	35	66.065
Square Princess Pure Brilliance		
1.5 mm	200	0.977
2 mm	200	1.710
2.5 mm	200	3.339
2.75 mm	100	4.444
3 mm	100	5.770
3.5 mm	140	9.163
4 mm	80	13.677
5 mm	60	25.977
6 mm	35	44.039
7 mm	35	69.933

Article Size	Packaging Quantity (pcs)	Approx. Weight (grams/100 pcs)
Marquise Pure Brilliance		
3x1.5 mm	100	0.941
4x2 mm	100	2.230
5x2.5 mm	100	4.356
6x3 mm	70	7.527
7x3.5 mm	60	11.246
8x4 mm	60	16.787
Pear Pure Brilliance		
3x2 mm	100	1.617
5x3 mm	80	6.103
6x4 mm	70	12.311
7x5 mm	40	20.736
8x5 mm	40	26.686
Oval Pure Brilliance		
3x2 mm	100	1.593
5x3 mm	80	6.652
6x4 mm	70	12.740
7x5 mm	40	22.514
8x6 mm	40	40.837
Heart		
3x3 mm	200	3.856
4x4 mm	80	8.246
5x5 mm	80	16.106
6x6 mm	60	27.832
Cushion Princess		
4x4 mm	80	11.946
5x5 mm	60	23.331
6x6 mm	35	40.316
7x7 mm	35	64.021
8x8 mm	35	95.564
Baguette Princess Pure Brilliance		
3x2 mm	200	2.824
4x2 mm	100	3.766
5x2.5 mm	100	7.356
6x3 mm	70	12.710
Octagon Step		
5x3 mm	80	10.492
6x4 mm	70	21.943
7x5 mm	40	38.427
Square Step		
2 mm	200	1.587
2.5 mm	200	3.099
3 mm	100	5.355
4 mm	80	12.703

Article Size	Packaging Quantity (pcs)	Approx. Weight (grams/100 pcs)
Baguette Step		
3x2 mm	200	2.748
4x2 mm	100	3.830
5x2.5 mm	100	7.479
6x3 mm	70	12.924
Tapered Baguette Step		
2.5x1.5x1 mm	200	1.024
2.5x2x1.5 mm	200	1.765
3x2x1 mm	200	1.768
3x2.5x1.5 mm	200	3.097
3.5x1.5x1 mm	200	1.508
3.5x2.5x1.5 mm	100	3.754
4x2x1.5 mm	100	3.089
Triangle Cut Corner		
3 mm	140	1.583
4 mm	80	3.754
5 mm	80	7.199
6 mm	60	12.029
Kite		
4x3 mm	100	3.361
5x4 mm	80	7.460
6.5x4 mm	40	9.611
7.5x4.25 mm	40	11.998
Trillion		
4 mm	80	17.700
5 mm	80	32.450
6 mm	60	22.998
Radiant		
4x4 mm	100	12.213
5x5 mm	80	19.759
6x6 mm	70	38.645

Classic Cuts with a Twist

Summary

1 2 3



Daniel's #125
5x3, 6x4, 7x5 mm



Round 88 Facets
5, 6, 6.5 mm



Round 120 Facets
5, 6, 6.5 mm



Octagon Imperial Mosaic
3, 4, 5, 6 mm




Barrel
4x3, 6x4.5, 8x6 mm



Rounded Emerald
6x4, 8x6 mm


Daniel's #125



Size	5x3 mm	6x4 mm	7x5 mm
------	--------	--------	--------

- Zirconia Colors
- Zirconia Rough Colors
- White (0031)

Round 88 Facets



Size	5 mm	6 mm	6.5 mm
------	------	------	--------

- Zirconia Colors
- Zirconia Rough Colors
- White (0031)

Round 120 Facets



Size	5 mm	6 mm	6.5 mm
------	------	------	--------

- Zirconia Colors
- Zirconia Rough Colors
- White (0031)


Octagon Imperial Mosaic



Size	3 mm	4 mm	5 mm	6 mm
------	------	------	------	------

- Zirconia Colors
- Zirconia Rough Colors
- White (0031)

Barrel



Size	4x3 mm	6x4.5 mm	8x6 mm
------	--------	----------	--------

- Zirconia Colors
- Zirconia Rough Colors
- White (0031)

Rounded Emerald



Size	6x4 mm	8x6 mm
------	--------	--------

- Zirconia Colors
- Zirconia Rough Colors
- White (0031)

◆ Core Assortment

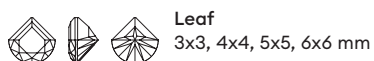
Product Details

Article Size	Packaging Quantity (pcs)	Approx. Weight (grams/100 pcs)
Daniel's #125		
5x3 mm	80	12.191
6x4 mm	70	19.529
7x5 mm	40	34.936
Round 88 Facets		
5 mm	80	17.329
6 mm	60	29.212
6.5 mm	60	37.140
Round 120 Facets		
5 mm	80	17.209
6 mm	60	29.847
6.5 mm	60	37.809
Octagon Imperial Mosaic		
3 mm	100	5.417
4 mm	80	12.834
5 mm	60	25.067
6 mm	35	40.871
Barrel		
4x3 mm	100	7.033
6x4.5 mm	70	23.742
8x6 mm	40	56.274
Rounded Emerald		
6x4 mm	70	21.943
8x6 mm	40	56.256

Experimental Cuts

Summary

1 2 3



Side View



Size	6.25x5 mm	7.5x6 mm
-------------	-----------	----------

- Zirconia Colors
- Zirconia Rough Colors
- White (0031)

Bloom



Size	4x4 mm	5x5 mm	6x6 mm
-------------	--------	--------	--------

- Zirconia Colors
- Zirconia Rough Colors
- White (0031)

01

Grandiose



Size	5x3 mm	6x3.75 mm	8x5 mm
-------------	--------	-----------	--------

- Zirconia Colors
- Zirconia Rough Colors
- White (0031)


Leaf



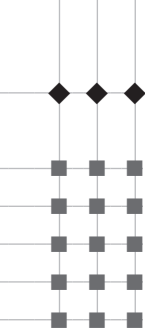
Size	3x3 mm	4x4 mm	5x5 mm	6x6 mm
-------------	--------	--------	--------	--------

- Zirconia Colors
- Zirconia Rough Colors
- White (0031)


Bizarre Square



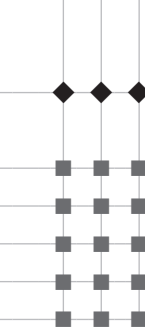
- Zirconia Colors**
- Zirconia Rough Colors**
- White (0031)
- Zirconia TCF™ Vibrant Colors**
- Vibrant Purple - Aqua (4008 TCF™)
- Vibrant Red - Orangy Yellow (4004 TCF™)
- Vibrant Rubellite - White (4711 TCF™)
- Vibrant Spring Green - White (4010 TCF™)
- Vibrant Yellow - Lemon White (4702 TCF™)





Pentagon Star



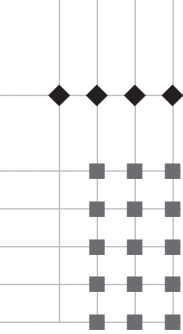
- Zirconia Colors**
- Zirconia Rough Colors**
- White (0031)
- Zirconia TCF™ Vibrant Colors**
- Vibrant Purple - Aqua (4008 TCF™)
- Vibrant Red - Orangy Yellow (4004 TCF™)
- Vibrant Rubellite - White (4711 TCF™)
- Vibrant Spring Green - White (4010 TCF™)
- Vibrant Yellow - Lemon White (4702 TCF™)



Round Rosebush



- Zirconia Colors**
- Zirconia Rough Colors**
- White (0031)
- Zirconia TCF™ Vibrant Colors**
- Vibrant Purple - Aqua (4008 TCF™)
- Vibrant Red - Orangy Yellow (4004 TCF™)
- Vibrant Rubellite - White (4711 TCF™)
- Vibrant Spring Green - White (4010 TCF™)
- Vibrant Yellow - Lemon White (4702 TCF™)



◆ Core Assortment

Product Details

Article Size	Packaging Quantity (pcs)	Approx. Weight (grams/100 pcs)
Side View		
6.25x5 mm	60	14.986
7.5x6 mm	35	26.779
Bloom		
4x4 mm	80	8.664
5x5 mm	60	15.944
6x6 mm	35	27.221
Grandiose		
5x3 mm	80	7.216
6x3.75 mm	70	13.275
8x5 mm	40	31.01
Leaf		
3x3 mm	200	3.369
4x4 mm	80	7.503
5x5 mm	80	14.654
6x6 mm	60	24.654
Bizarre Square		
5 mm	60	25.977
6 mm	35	42.317
7 mm	35	67.198
Pentagon Star		
5x5 mm	80	17.864
6x6 mm	60	30.868
7x7 mm	35	42.891
Round Rosebush		
4 mm	80	9.501
5 mm	80	17.908
6 mm	60	30.946
7 mm	35	44.826

Vibrant Family

Summary

1 2 3



Bizarre Square
5, 6, 7 mm



Pentagon Star
5x5, 6x6, 7x7 mm



Round Rosebush
5, 6, 7 mm



Cushion Princess
5x5, 6x6, 7x7 mm

Bizarre Square



Size	5 mm	6 mm	7 mm

- Zirconia Colors**
- Zirconia TCF™ Vibrant Colors**
- Vibrant Purple - Aqua (4008 TCF™)
 - Vibrant Red - Orangy Yellow (4004 TCF™)
 - Vibrant Rubellite - White (4711 TCF™)
 - Vibrant Spring Green - White (4010 TCF™)
 - Vibrant Yellow - Lemon White (4702 TCF™)


Pentagon Star



Size	5x5 mm	6x6 mm	7x7 mm

- Zirconia Colors**
- Zirconia TCF™ Vibrant Colors**
- Vibrant Purple - Aqua (4008 TCF™)
 - Vibrant Red - Orangy Yellow (4004 TCF™)
 - Vibrant Rubellite - White (4711 TCF™)
 - Vibrant Spring Green - White (4010 TCF™)
 - Vibrant Yellow - Lemon White (4702 TCF™)

Round Rosebush



Size	5 mm	6 mm	7 mm

- Zirconia Colors**
- Zirconia TCF™ Vibrant Colors**
- Vibrant Purple - Aqua (4008 TCF™)
 - Vibrant Red - Orangy Yellow (4004 TCF™)
 - Vibrant Rubellite - White (4711 TCF™)
 - Vibrant Spring Green - White (4010 TCF™)
 - Vibrant Yellow - Lemon White (4702 TCF™)

Cushion Princess




Size	5x5 mm	6x6 mm	7x7 mm

- Zirconia Colors**
- Zirconia TCF™ Vibrant Colors**
- Vibrant Purple - Aqua (4008 TCF™)
 - Vibrant Red - Orangy Yellow (4004 TCF™)
 - Vibrant Rubellite - White (4711 TCF™)
 - Vibrant Spring Green - White (4010 TCF™)
 - Vibrant Yellow - Lemon White (4702 TCF™)





Product Details

Article Size	Packaging Quantity (pcs)	Approx. Weight (grams/100 pcs)
Bizarre Square		
5 mm	60	25.977
6 mm	35	42.317
7 mm	35	67.198
Pentagon Star		
5x5 mm	80	17.864
6x6 mm	60	30.868
7x7 mm	35	42.891
Round Rosebush		
5 mm	80	17.908
6 mm	60	30.946
7 mm	35	44.826
Cushion Princess		
5x5 mm	60	23.331
6x6 mm	35	40.316
7x7 mm	35	64.021

Swarovski Ceramics Collection



Basic Information



Swarovski Ceramics

Crafted with Swarovski's stand out technical expertise, and exclusively made in Austria, our Ceramics maintain a passion for quality. Holding ourselves to the highest possible standards in every stage of development, our Ceramics are noted for their color intensity, and ability to offer a range of indistinguishable gemstone inspired hues. Offered in various shapes and sizes with consistent and uniform colors, and exceptionally easy to work with, our Ceramics perfectly complement our Zirconia range, sharing the same exceptional quality and tolerance.

TRANSPARENCY EQUATES TO BRILLIANCE

We prioritize transparency throughout our supply chain, ensuring both product and workplace safety is paramount. Adhering to strict product standards, we also engage in best practices for work environments, inclusion and diversity, and have a long legacy of giving back.

At Swarovski, we are proud to say that our commitment to responsibility is not simply claimed, but lived.

What is Swarovski Ceramics?

Swarovski Ceramic is a partly crystalline ceramic substance: essentially a transparent, very hard glass ceramic. Forged in crucibles at 1600° to Swarovski's unique formula, this patented process results in a contemporary,

castable, "Made in Austria" ceramic that creates a brilliant selection of transparent colors of extraordinary clarity. Swarovski Ceramic has refraction and hardness properties similar to colored gemstones.

COMPARATIVE ANALYSIS

To demonstrate the supreme optical quality of ceramic, the following table compared our material with Zirconia.

Material	Zirconia	Swarovski Ceramics
Refractive index (If high: high light return)	2.2	1.65
Hardness (Mohs) (resistance to scratches and abrasion)	8.5	7.0
Dispersion (fire)	0.065	0.015
Specific Gravity (influences carat weight)	5.6	3.1
Castable	Yes	Yes
Reaction to heat	sensitive to quick temperature changes	May change color >950°C and long exposure
Stability to light	stable	stable
Reaction to chemicals used in jewelry manufacturing	none	Not stable in HF (HF = Hydrofluoric Acid)

PACKAGING AND LABELING

We take great care and pride in the handling and packaging of our exclusive products. The individual construction of our packaging allows for stacking, while the unique see-through design enables quick and easy identification of the contents. As a guarantee of quality and security, a special seal ensures that your Swarovski product is both original and intact.

Bar Coding

To guarantee the quality of our products, and to help trace the history of an order, each of our packages is tagged with a unique bar code label.

Trustseal

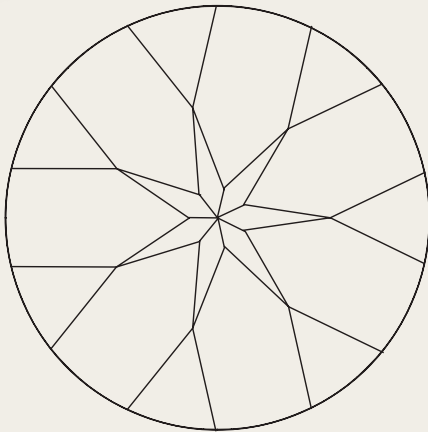
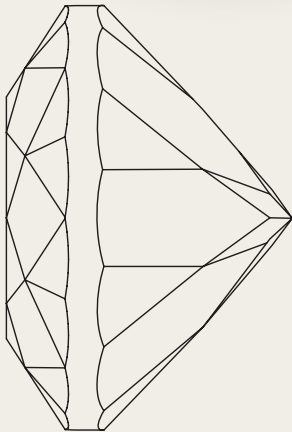
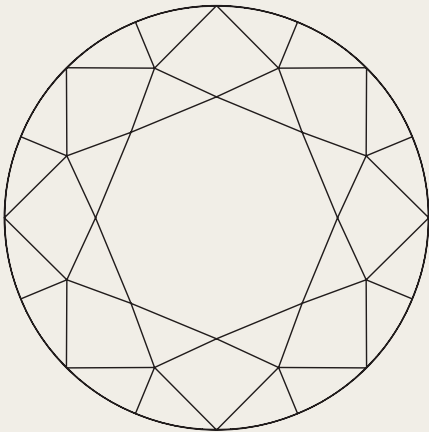
Our specially created Trustseal secures each product package and verifies the authenticity of our Created Stones. The complex design of the seal is similar to a hologram, making it virtually impossible to imitate.

Safety Tab

Our strict manufacturing standards call for dependable security solutions. In order to protect our packages from tampering, we have developed the Safety Tab – an important new security feature, which is applied at the final stage of packaging. Once broken, the Safety Tabs cannot be reused, giving the customer a clear indication that the package has been tampered with. Should any of our packages be delivered damaged or with broken Safety Tabs, we kindly ask our customers to report the incident to their local sales office as soon as possible. The superior quality of our genuine Swarovski products can only be guaranteed when the Safety Tabs are fully intact. In order to open the packaging, please move the Safety Tabs in the direction of the arrow.

02

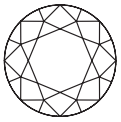




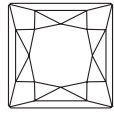
Passion for Shapes

02

Ceramics is a high-tech material, with 5 astonishing gemstone inspired cuts.



Round Color Brilliance



Square Princess Color Brilliance



Marquise Color Brilliance



Pear Color Brilliance



Oval Color Brilliance

THE PERFECT CUT

Round Color Brilliance

Affording more fire and light than any competitor product, the patented Round Color Brilliance Cut is unique to the market.

Expertly designed and crafted to bring out

intense reflection, and unrivalled depth of color, the cut has been technically perfected to deliver enhanced brilliance from every angle. This dazzling 360° approach makes it perfect for use in jewelry design.



SWAROVSKI CERAMICS COLORS

The Swarovski Ceramics color palette consists of intense blues and emerald green, from the pulsating intensity of the tropics, deep intense or fresh rain-washed greens, mellow and sweet shades of sunrise pinks and peaches; together they represent rain and sunshine, the earth's most potent energy sources.

-  **Morganite Pink**
-  **Dusty Morganite**
-  **Peridot Green**
-  **Paradise Green**
-  **Emerald Green**
-  **Canary Yellow**
-  **Sunrise Yellow**
-  **London Blue**
-  **Sapphire Blue Dark**
-  **Black**

Summary

1 2 3



Round Color Brilliance
1, 1.25, 1.5, 1.75, 2, 2.5, 3, 4, 5,
6, 7, 8 mm



Square Princess Color Brilliance
1.5, 2, 2.5, 3, 4, 5, 6 mm



Marquise Color Brilliance
3x1.5, 4x2, 5x2.5, 6x3,
7x3.5 mm




Pear Color Brilliance
3x2, 5x3, 6x4, 8x5 mm



Oval Color Brilliance
3x2, 5x3, 6x4, 7x5, 8x6 mm

Round Color Brilliance



Size	1 mm	1.25 mm	1.5 mm	1.75 mm	2 mm	2.5 mm	3 mm	4 mm	5 mm	6 mm	7 mm	8 mm
------	------	---------	--------	---------	------	--------	------	------	------	------	------	------

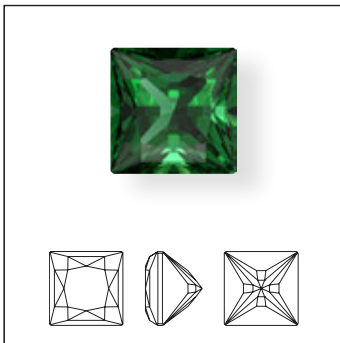
Ceramics Colors

Ceramics Rough Colors

- Black (3327)
- Canary Yellow (3215)
- Dusty Morganite (3319)
- Emerald Green (3203)
- London Blue (3221)
- Morganite Pink (3213)
- Paradise Green (3212)
- Peridot Green (3211)
- Sapphire Blue Dark (3200)
- Sunrise Yellow (3230)

Black (3327)	■	■	■	■	■	■	■	■	■	■	■	■
Canary Yellow (3215)	■	■	■	■	■	■	■	■	■	■	■	■
Dusty Morganite (3319)	■	■	■	■	■	■	■	■	■	■	■	■
Emerald Green (3203)	■	■	■	■	■	■	■	■	■	■	■	■
London Blue (3221)	■	■	■	■	■	■	■	■	■	■	■	■
Morganite Pink (3213)	■	■	■	■	■	■	■	■	■	■	■	■
Paradise Green (3212)	■	■	■	■	■	■	■	■	■	■	■	■
Peridot Green (3211)	■	■	■	■	■	■	■	■	■	■	■	■
Sapphire Blue Dark (3200)	■	■	■	■	■	■	■	■	■	■	■	■
Sunrise Yellow (3230)	■	■	■	■	■	■	■	■	■	■	■	■

Square Princess Color Brilliance



Size	1.5 mm	2 mm	2.5 mm	3 mm	4 mm	5 mm	6 mm
------	--------	------	--------	------	------	------	------


Ceramics Colors

Ceramics Rough Colors

- Black (3327)
- Canary Yellow (3215)
- Dusty Morganite (3319)
- Emerald Green (3203)
- London Blue (3221)
- Morganite Pink (3213)
- Paradise Green (3212)
- Peridot Green (3211)
- Sapphire Blue Dark (3200)
- Sunrise Yellow (3230)

Black (3327)	■	■	■	■	■	■	■
Canary Yellow (3215)	■	■	■	■	■	■	■
Dusty Morganite (3319)	■	■	■	■	■	■	■
Emerald Green (3203)	■	■	■	■	■	■	■
London Blue (3221)	■	■	■	■	■	■	■
Morganite Pink (3213)	■	■	■	■	■	■	■
Paradise Green (3212)	■	■	■	■	■	■	■
Peridot Green (3211)	■	■	■	■	■	■	■
Sapphire Blue Dark (3200)	■	■	■	■	■	■	■
Sunrise Yellow (3230)	■	■	■	■	■	■	■


Marquise Color Brilliance



Size	3x1.5 mm	4x2 mm	5x2.5 mm	6x3 mm	7x3.5 mm
-------------	----------	--------	----------	--------	----------

Ceramics Colors	
Ceramics Rough Colors	
Black (3327)	■ ■ ■ ■ ■
Canary Yellow (3215)	■ ■ ■ ■ ■
Dusty Morganite (3319)	■ ■ ■ ■ ■
Emerald Green (3203)	■ ■ ■ ■ ■
London Blue (3221)	■ ■ ■ ■ ■
Morganite Pink (3213)	■ ■ ■ ■ ■
Paradise Green (3212)	■ ■ ■ ■ ■
Peridot Green (3211)	■ ■ ■ ■ ■
Sapphire Blue Dark (3200)	■ ■ ■ ■ ■
Sunrise Yellow (3230)	■ ■ ■ ■ ■


Pear Color Brilliance



Size	3x2 mm	5x3 mm	6x4 mm	8x5 mm
-------------	--------	--------	--------	--------

Ceramics Colors	
Ceramics Rough Colors	
Black (3327)	■ ■ ■ ■ ■
Canary Yellow (3215)	■ ■ ■ ■ ■
Dusty Morganite (3319)	■ ■ ■ ■ ■
Emerald Green (3203)	■ ■ ■ ■ ■
London Blue (3221)	■ ■ ■ ■ ■
Morganite Pink (3213)	■ ■ ■ ■ ■
Paradise Green (3212)	■ ■ ■ ■ ■
Peridot Green (3211)	■ ■ ■ ■ ■
Sapphire Blue Dark (3200)	■ ■ ■ ■ ■
Sunrise Yellow (3230)	■ ■ ■ ■ ■

Oval Color Brilliance



Size	3x2 mm	5x3 mm	6x4 mm	7x5 mm	8x6 mm
------	--------	--------	--------	--------	--------

Ceramics Colors

Ceramics Rough Colors

Black (3327)	■	■	■	■	■
Canary Yellow (3215)	■	■	■	■	■
Dusty Morganite (3319)	■	■	■	■	■
Emerald Green (3203)	■	■	■	■	■
London Blue (3221)	■	■	■	■	■
Morganite Pink (3213)	■	■	■	■	■
Paradise Green (3212)	■	■	■	■	■
Peridot Green (3211)	■	■	■	■	■
Sapphire Blue Dark (3200)	■	■	■	■	■
Sunrise Yellow (3230)	■	■	■	■	■

Product Details

Article Size	Packaging Quantity (pcs)	Approx. Weight (grams/100 pcs)
Round Color Brilliance		
1 mm	1,000	0.085
1.25 mm	1,000	0.167
1.5 mm	1,000	0.296
1.75 mm	1,000	0.445
2 mm	500	0.661
2.5 mm	500	1.255
3 mm	200	2.227
4 mm	80	5.014
5 mm	80	9.219
6 mm	60	16.082
7 mm	35	24.312
8 mm	35	35.832
Square Princess Color Brilliance		
1.5 mm	200	0.296
2 mm	200	0.661
2.5 mm	200	1.255
3 mm	100	2.227
4 mm	80	5.014
5 mm	60	9.219
6 mm	35	16.082
Marquise Color Brilliance		
3x1.5 mm	100	0.510
4x2 mm	100	1.210
5x2.5 mm	100	2.363
6x3 mm	70	4.083
7x3.5 mm	60	6.100
Pear Color Brilliance		
3x2 mm	100	0.877
5x3 mm	80	3.310
6x4 mm	70	25.480
8x5 mm	40	14.474
Oval Color Brilliance		
3x2 mm	100	0.864
5x3 mm	80	3.608
6x4 mm	70	6.910
7x5 mm	40	12.211
8x6 mm	40	22.149

Application Inspirations

Swarovski Created Stones allow you to stand out from competitors and create significant added value for your products. We offer this practical

introduction to created stone setting as a tool to identify the application methods most relevant to your business, complete with illustrations to

inspire you to bejewel your products with Swarovski Created Stones.

Casting in place / Lost wax casting

This technique is the standard method for setting stones in the fine jewelry industry. It is ideal for stone-intensive designs and metals like brass, silver, gold, along with other metals with a low melting points. Casting of stainless steel is not possible.


Mostly stones up to 3 mm can be cast in place and works best with round stones, rather than fancy shapes, as they are difficult to set properly.

Recommended for :

- Stone intensive designs
- Jewelry-like components
- Brass, silver, gold and other metals with low to medium melting point

Advantages :


- High quality
- Many design possibilities




1 Liquid wax is injected into a rubber mold to create a wax model. Duplicates of the wax model are made from the same mold.




2 A vacuum needle is then used to mount stones by hand onto each of the wax models.




3 All the wax models are soldered on the so-called wax tree.



4 The wax tree is placed in a crucible. A machine is then used to inject investment, usually plaster, into the space surrounding the wax tree.



5 The crucible is heated in an oven, the burn out furnace, to melt and 'burn out' the wax. There is now empty space where the wax tree used to be. Only the investment remains.




6 A casting machine next fills the investment with a choice of liquid metal (gold, silver, brass or alloys). By using pressure from above and vacuum from below, the casting machine not only ensures that the metal quickly fills the empty space but also that no air bubbles remain within the newly cast jewelry pieces.

03



7 After casting, four hours are needed for the crucible to cool down to room temperature. The crucible is then quenched in water, also at room temperature, to dissolve the investment. The remaining metal tree is then jet cleaned with water before it is acid cleaned, for example with a 20% phosphoric acid solution.

8 The casting process is now complete and the individual jewelry pieces can be cut off the metal tree.



9 The individual jewelry pieces can now be finished and polished.



CNC

CNC Setting was invented by the watch industry in the late 80's and is one of the most advanced stone setting methods. The same design can easily be reproduced in high quantities with very high precision.

Recommended for :

- Stone intensive designs
- Stainless steel
- Aluminum
- Brass & Chromium
- Big Volumes

Advantages :


- High quality setting, jewelry-like look
- Very precise dimensions
- Many design possibilities
- Setting can be done on curved surfaces as well




1 A CAD/CAM technical drawing of the stone-set part must be created first.



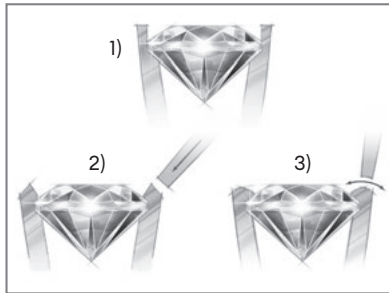
2 The CAD/CAM drawing is used to program the CNC machine.



3 The CNC machine first mills the cavities into the metal part.



4 Next, the prongs are milled out of the metal part.



5 The stone setting is usually done manually in 3 steps:
 1) The stone is placed into the cavity.
 2) The prongs are bent over the edge of the stone.
 3) The prongs are rounded and polished.



6 The manual beading and polishing of the prongs is often done under a microscope.



7 The CNC set metal part is now finished.



Bezel Setting

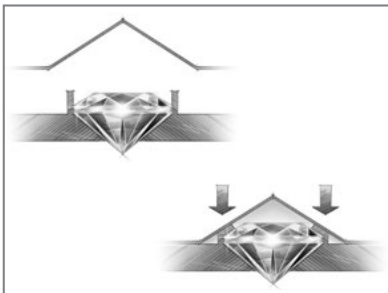
The earliest known technique of attaching stones to jewelry. A bezel setting holds a gemstone securely, and the low, protective profile it creates, makes a bezel setting a good choice for people with active lifestyles. Bezel setting offers better protection of the stone and is ideal for cabochons or faceted stones.

Recommended for :

- Single stones, big stones
- Stainless steel, brass
- Thin metal, low thickness

Advantages :

- Low weight
- Low cost



- 1 In preparation, a strip of metal is bent into the exact shape and size of the selected stone. After the stone has been inserted into the cavity, a setting tool is used to press the metal strip onto the stone. The metal strip is now bent over the edge of the stone.



- 2 In the above illustration, you can see exactly how the stone sits in the bezel setting.



Melt Setting

The melt setting is a simple and clean method of applying stones in thermoplastics such as Polyurethane, Polypropylene, PVC, ABS and Acetate. This technique requires a stone seat that is slightly smaller than the outside diameter of the stone. For the application, the stone is placed on the stone seat and heat and light pressure is applied to the table of the stone.

After a short time, the edge area of the stone seat melts and the stone sinks into the thermoplastic material, which finally forms an interlock similar to a bezel setting.


Recommended for :

- Meltable plastics such as polyurethane, polypropylene, pVC, ABS, Acetate
- Small or large production quantities

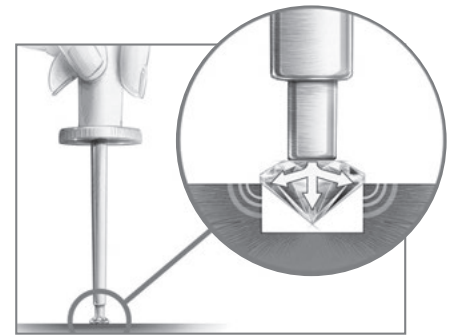
Advantages :

- Low cost
- Easy to apply
- Environmentally friendly (only heat is needed for application)

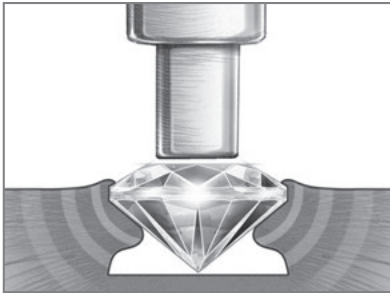
- 1 First, a hole needs to be created in the base material. This can be created by drilling, or during the plastic in-jection process. The hole can pass straight through the material. Alternatively it can be drilled only a part of the way into the material. Always leave enough room for a small pillow of air beneath the stone to ensure its brilliance.




- 2 The stone must be placed parallel to the hole. In this example, the hole has been drilled through the material.



- 3 Place the heating unit on the stone table. ensure that the heating unit (e.g. heating pen) is only touching the stone surface and table.



- 4 As the heated stone begins to melt the plastic material, the heating unit is used to push the stone gently down into that material.



- 5 The heating unit is removed, and the stone and setting left to cool. The plastic now firmly holds the stone, just like a bezel.

Sandwich Setting

The sandwich setting is as simple as its name suggests. The selected stone is held in place between two layers of plastic, creating a sandwich. Alternatively, one of the layers – or sometimes even both – can be out of metal. The base piece has the cavity necessary to hold the stone, and the top piece works to keep the stone in place.

Recommended for :

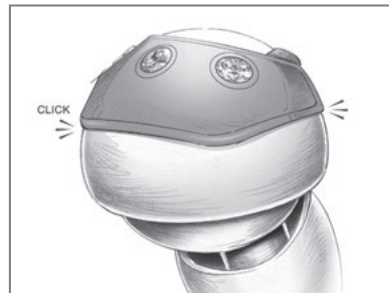
- Plastic parts
- Plastic and metal combinations

Advantages :

- Low cost
- Easy to apply



1 Here is an illustration of an earphone with three stones being put into place between the two layers of plastic.



2 The two plastic layers can be fastened together either with glue or with a snapping mechanism.





VALID FROM SEPTEMBER 2023

Sys.No. 5693738

Content is subject to change without notice. Errors and misprints excepted.

Please note, the actual products may deviate from the pictures in color and effect.

D. Swarovski Distribution GmbH, Swarovskistrasse 30, 6112 Wattens, Austria

© 2023 D. Swarovski Distribution GmbH. All rights reserved. Partial or total publication, transmission, copy, or other duplication of texts, graphics, pictures etc. which are to be found in this publication is forbidden without special consent by D. Swarovski Distribution GmbH.

Swarovski® is a registered trademark of Swarovski AG.

Please visit our website for contact information: [swarovski.com/s-professionals](https://www.swarovski.com/s-professionals)

Printed by ATHESIA, Innsbruck, Austria